

**SAME  
DAY  
SHIPPING**



**QUANTUM**  
**FOODSERVICE**



# 2019

## CATALOG

- Same Day Shipping
- Free Freight Programs
- Customize To Your Exact Needs
- Design & Installation Available

**HIGHEST QUALITY,  
LOWEST PRICE GUARANTEED!**



AutoQuotes

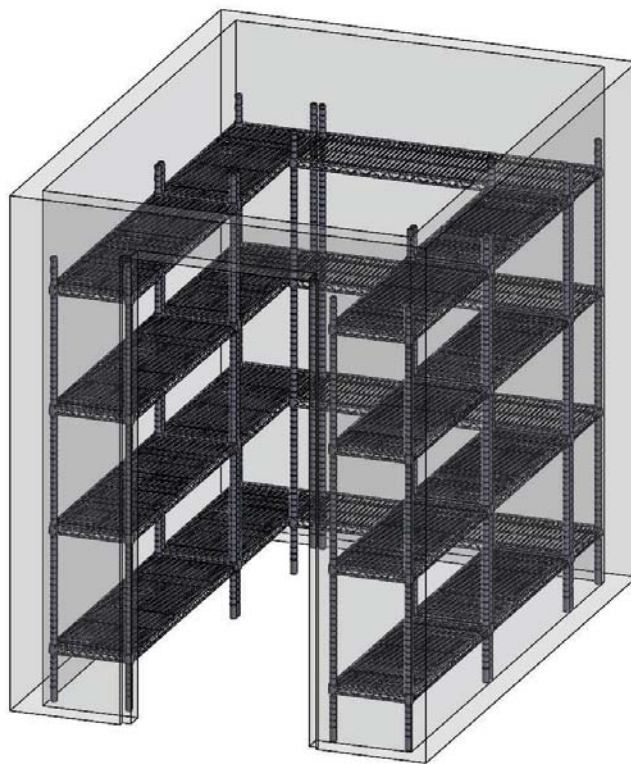
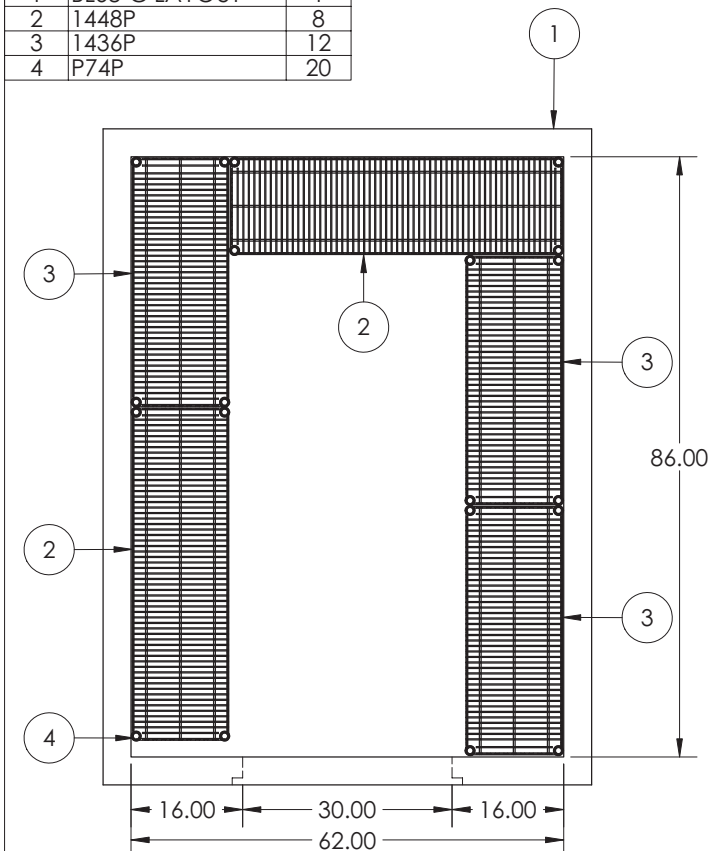
QuantumFoodService.com



**1-888-993-3370**

**COMPLIMENTARY CAD DESIGN... PERFECT FOR YOUR WALK-IN COOLERS.**

ITEM NO.	PART NUMBER	QTY.
1	BL68-C LAYOUT	1
2	1448P	8
3	1436P	12
4	P74P	20



Comments:  
No sharp edges.

## UNLESS OTHERWISE SPECIFIED:

Material	Cold Rolled Steel
Finish	As Noted
Welding	Welding Standard
Deburring	Deburring standard

DO NOT SCALE DRAWING

Dimensions are in Inches

Center to Center  
Tolerance:  $\pm .005$ All Other Dimensions  
Tolerance  $\pm .03$ 

**PROPRIETARY AND CONFIDENTIAL**  
THE INFORMATION CONTAINED IN THIS DRAWING IS THE SOLE PROPERTY OF QUANTUM STORAGE SYSTEMS. ANY REPRODUCTION IN PART OR AS A WHOLE, WITHOUT THE WRITTEN PERMISSION OF QUANTUM STORAGE SYSTEMS, IS PROHIBITED.

Part Number:

BL68-C\_MAIN\_ASSY

SIZE  
**A**REV  
Orig.SCALE: 1:20  
SHEET 1 OF 1**CAD DESIGN:**

Design assistance is available for all your major projects from room layouts to shelving or cart design. We'll create and develop an integrated system around your requirements. Layouts can be created to accommodate your space with the appropriate product mix.

Quantum Food Services offers the most complete package of storage products to satisfy all your requirements. Let us review your next project to maximize your storage space.

- Industry Exclusive 3D Modeling
- Blueprint & AutoCAD Compatible
- Space Utilization & Maximization
- Plan-o-grams

**3D**  
MODEL VIEW























**2D**  
PLAN VIEW







## TABLE OF CONTENTS

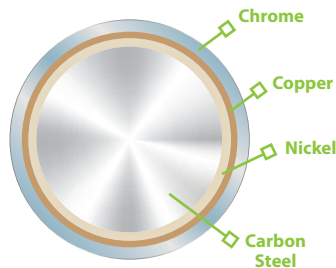
	SHELVING FINISHES, FEATURES & WARRANTY.....Pg 4		RACKS, PALLETS & STAINLESS TABLES.....Pg 20
	SHELVES.....Pg 5		SECURITY UNITS.....Pg 21
	POSTS & S-HOOKS.....Pg 6		CANTILEVERS, RAIL HOLDERS & CARTS.....Pg 22-23
	WIRE STARTER & ADD-ON UNITS.....Pg 7-8		MESH STACK AND HANG BINS.....Pg 24
	ACCESSORIES.....Pg 9-11		WALL SYSTEMS & RACKS.....Pg 25
	WIRE PLASTIC MAT SHELVING UNITS.....Pg 12		ULTRA STACK AND HANG BINS.....Pg 26
	TRAYS & CARTS.....Pg 13		ECONOMY SHELF BINS.....Pg 27
	OVERHEAD TRACK SYSTEMS.....Pg 14-15		TUBS & TUB RACKS.....Pg 28
	FLOOR TRACK SYSTEMS.....Pg 16		PLASTIC CONTAINERS.....Pg 29
	BIN & WIRE BASKET UNITS.....Pg 17		LAYOUT ASSISTANCE SERVICES.....Pg 30
	UTILITY CARTS.....Pg 18-19		TERMS AND CONDITIONS.....Pg 31




# SHELVING FINISHES, FEATURES & WARRANTY



## Shelving Finishes



**Chrome** - is electro-plated over a copper nickel with a high glossy finish. Perfect for the "front of the house" and the most popular finish. Limited one year against rust and corrosion in dry storage applications.



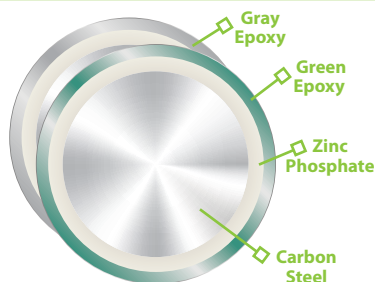
**Stainless Steel** - type 304 provides stability and durability with a smooth, attractive, electro polished surface. The best product available for corrosive, high humidity or clean room environments. Lifetime limited warranty against rust and corrosion.



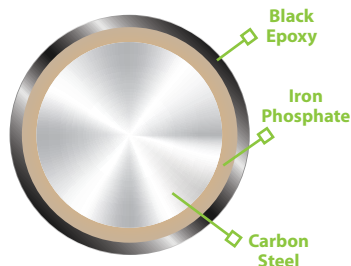
**600-800 lb.**  
LOAD CAPACITY PER SHELF

## PERFORMANCE FEATURES:

- All welded construction with additional wire trussing for high strength characteristics
- Top mat wires run front to back (except on 12" x 36" size) for ease of loading and unloading
- Wire allows air to circulate and light to penetrate for increased product visibility
- Minimal dirt accumulation
- Split conical sleeve adaptors secure shelf corner to post
- Numbered grooved posts on 1 inch increments for quick assembly
- No tools required for assembly
- Adjustable foot levelers
- Durable finishes
- Aesthetically pleasing
- Optional accessories
- National Sanitation Foundation (NSF) Approved
- Shipped KD Class 70



**Green and Gray Epoxy** - can be used in any wet or dry application and includes an anti-microbial agent that protects the epoxy coating from bacteria, mold, and mildew that causes stains, odors and product degradation. **15 year limited warranty for antimicrobial finish to not rust or corrode.**



**Black Epoxy** - can be used in any wet or dry application and includes an anti-microbial agent that protects the epoxy coating from bacteria, mold, and mildew that causes stains, odors and product degradation. **15 year limited warranty for antimicrobial finish to not rust or corrode.**

APPLICATION	FINISHES				
	CHROME	STAINLESS	GREEN EPOXY	GRAY EPOXY	BLACK EPOXY
DRY STORAGE	YES	YES	YES	YES	YES
WET STORAGE	NO	YES	YES	YES	YES
COOLER STORAGE	NO	YES	YES	YES	YES
FREEZER STORAGE	NO	YES	YES	YES	YES
WARRANTY	*1 YEAR DRY	*LIFETIME	*15 YEAR	*15 YEAR	*15 YEAR

\* Limited against rust and corrosion.



## MOBILIZE YOUR WIRE SHELVING

**DB - Donut Bumper** \$2.65  
Non-marking donut bumper used to protect walls and help cushion impact.

**WR-00H (Mobile Kit)\*** \$132.50  
Set of four swivel polyurethane 5" x 1-1/4" casters, two with brakes. Can be used with all units shown. 1,200 lb. load capacity. \*Mobile kits recommended only for shelves 18" and wider.



## Wire Shelves



Genuine Quantum modular wire systems offer a unique combination of shelf and post sizes in a variety of finishes to compliment any application. The all welded shelf construction is supported with architectural wire trusses to provide between 600 lb. and 800 lb. capacity per shelf.

		CHROME		STAINLESS		GREEN EPOXY		GRAY EPOXY		BLACK EPOXY	
SHELF W" x L"	SHIP WGT	MODEL NO.	PRICE EACH	MODEL NO.	PRICE EACH	MODEL NO.	PRICE EACH	MODEL NO.	PRICE EACH	MODEL NO.	PRICE EACH
12" Deep Wire Shelves											
12" x 24"	5 lbs	1224C	\$25.13	1224S*	-	1224P*	-	1224GY*	-	1224BK*	-
12" x 30"	6 lbs	1230C	\$29.38	1230S*	-	1230P*	-	1230GY*	-	1230BK*	-
12" x 36"	7 lbs	1236C	\$31.82	1236S	\$109.73	1236P	\$30.23	1236GY	\$30.23	1236BK	\$30.23
12" x 42"	8 lbs	1242C	\$39.02	1242S*	-	1242P*	-	1242GY*	-	1242BK*	-
12" x 48"	9 lbs	1248C	\$44.06	1248S	\$138.74	1248P	\$41.86	1248GY	\$41.86	1248BK	\$41.86
12" x 60"	12 lbs	1260C	\$56.45	1260S	\$160.49	1260P	\$53.63	1260GY	\$53.63	1260BK	\$53.63
12" x 72"	14 lbs	1272C	\$68.04	1272S	\$183.60	1272P	\$64.64	1272GY	\$64.64	1272BK	\$64.64
14" Deep Wire Shelves											
14" x 24"	6 lbs	1424C	\$28.22	1424S*	-	1424P	\$26.81	1424GY	\$26.81	1424BK	\$26.81
14" x 30"	7 lbs	1430C	\$34.27	1430S	\$106.06	1430P	\$32.56	1430GY	\$32.56	1430BK	\$32.56
14" x 36"	8 lbs	1436C	\$39.02	1436S	\$121.39	1436P	\$37.07	1436GY	\$37.07	1436BK	\$37.07
14" x 42"	10 lbs	1442C	\$43.92	1442S	\$135.79	1442P	\$41.72	1442GY	\$41.72	1442BK	\$41.72
14" x 48"	11 lbs	1448C	\$46.80	1448S	\$148.61	1448P	\$44.46	1448GY	\$44.46	1448BK	\$44.46
14" x 54"	12 lbs	1454C	\$53.93	1454S	\$163.94	1454P	\$51.23	1454GY	\$51.23	1454BK	\$51.23
14" x 60"	14 lbs	1460C	\$63.14	1460S	\$186.91	1460P	\$59.98	1460GY	\$59.98	1460BK	\$59.98
14" x 72"	17 lbs	1472C	\$76.97	1472S	\$218.09	1472P	\$73.12	1472GY	\$73.12	1472BK	\$73.12
18" Deep Wire Shelves											
18" x 24"	7 lbs	1824C	\$32.90	1824S	\$104.04	1824P	\$31.26	1824GY	\$31.26	1824BK	\$31.26
18" x 30"	8 lbs	1830C	\$39.24	1830S	\$120.24	1830P	\$37.28	1830GY	\$37.28	1830BK	\$37.28
18" x 36"	10 lbs	1836C	\$42.84	1836S	\$138.02	1836P	\$40.70	1836GY	\$40.70	1836BK	\$40.70
18" x 42"	11 lbs	1842C	\$49.75	1842S	\$154.58	1842P	\$47.26	1842GY	\$47.26	1842BK	\$47.26
18" x 48"	14 lbs	1848C	\$56.23	1848S	\$173.38	1848P	\$53.42	1848GY	\$53.42	1848BK	\$53.42
18" x 54"	15 lbs	1854C	\$68.54	1854S	\$193.54	1854P	\$65.11	1854GY	\$65.11	1854BK	\$65.11
18" x 60"	17 lbs	1860C	\$77.76	1860S	\$211.68	1860P	\$73.87	1860GY	\$73.87	1860BK	\$73.87
18" x 72"	20 lbs	1872C	\$87.55	1872S	\$247.32	1872P	\$83.17	1872GY	\$83.17	1872BK	\$83.17
21" Deep Wire Shelves											
21" x 24"	8 lbs	2124C	\$37.44	2124S	\$112.25	2124P	\$35.57	2124GY	\$35.57	2124BK	\$35.57
21" x 30"	9 lbs	2130C	\$41.11	2130S	\$130.03	2130P	\$39.05	2130GY	\$39.05	2130BK	\$39.05
21" x 36"	11 lbs	2136C	\$49.68	2136S	\$149.40	2136P	\$47.20	2136GY	\$47.20	2136BK	\$47.20
21" x 42"	12 lbs	2142C	\$57.74	2142S	\$167.26	2142P	\$54.85	2142GY	\$54.85	2142BK	\$54.85
21" x 48"	14 lbs	2148C	\$67.18	2148S	\$187.27	2148P	\$63.82	2148GY	\$63.82	2148BK	\$63.82
21" x 54"	16 lbs	2154C	\$74.95	2154S	\$208.94	2154P	\$71.20	2154GY	\$71.20	2154BK	\$71.20
21" x 60"	18 lbs	2160C	\$85.46	2160S	\$229.25	2160P	\$81.19	2160GY	\$81.19	2160BK	\$81.19
21" x 72"	24 lbs	2172C	\$99.86	2172S	\$267.91	2172P	\$94.87	2172GY	\$94.87	2172BK	\$94.87
24" Deep Wire Shelves											
24" x 24"	9 lbs	2424C	\$42.84	2424S	\$127.30	2424P	\$40.70	2424GY	\$40.70	2424BK	\$40.70
24" x 30"	11 lbs	2430C	\$49.25	2430S	\$148.10	2430P	\$46.79	2430GY	\$46.79	2430BK	\$46.79
24" x 36"	13 lbs	2436C	\$55.73	2436S	\$170.50	2436P	\$52.94	2436GY	\$52.94	2436BK	\$52.94
24" x 42"	15 lbs	2442C	\$64.37	2442S	\$198.22	2442P	\$61.15	2442GY	\$61.15	2442BK	\$61.15
24" x 48"	16 lbs	2448C	\$70.70	2448S	\$215.50	2448P	\$67.17	2448GY	\$67.17	2448BK	\$67.17
24" x 54"	18 lbs	2454C	\$87.05	2454S	\$238.46	2454P	\$82.70	2454GY	\$82.70	2454BK	\$82.70
24" x 60"	21 lbs	2460C	\$102.74	2460S	\$272.95	2460P	\$97.60	2460GY	\$97.60	2460BK	\$97.60
24" x 66"	22 lbs	2466C	\$110.12	2466S*	-	2466P	\$104.61	2466GY*	-	2466BK*	-
24" x 72"	26 lbs	2472C	\$117.50	2472S	\$319.97	2472P	\$111.63	2472GY	\$111.63	2472BK	\$111.63
24" Deep Heavy-Duty Wire Shelves (1,000 lb. capacity)											
24" x 60"	25 lbs	2460CHD	\$128.43	-	-	-	-	-	-	-	-
24" x 72"	30 lbs	2472CHD	\$146.88	-	-	-	-	-	-	-	-
30" Deep Wire Shelves											
30" x 36"	15 lbs	3036C	\$75.89	3036S	\$222.12	3036P	\$72.10	3036GY*	-	3036BK*	-
30" x 42"	17 lbs	3042C	\$88.70	3042S	-	3042P	\$84.27	3042GY*	-	3042BK*	-
30" x 48"	19 lbs	3048C	\$99.50	3048S	\$314.14	3048P	\$94.53	3048GY*	-	3048BK*	-
30" x 60"	23 lbs	3060C	\$125.71	3060S	\$381.17	3060P	\$119.42	3060GY*	-	3060BK*	-
30" x 72"	27 lbs	3072C	\$151.27	3072S	\$448.42	3072P	\$143.71	3072GY*	-	3072BK*	-
36" Deep Wire Shelves											
36" x 36"	16 lbs	3636C	\$92.52	3636S	\$273.17	3636P	\$87.89	3636GY*	-	3636BK*	-
36" x 48"	21 lbs	3648C	\$117.58	3648S	\$350.35	3648P	\$111.70	3648GY*	-	3648BK*	-
36" x 60"	25 lbs	3660C	\$152.35	3660S	\$429.55	3660P	\$144.73	3660GY*	-	3660BK	\$144.73
36" x 72"	30 lbs	3672C	\$180.58	3672S	\$505.94	3672P	\$171.55	3672GY*	-	3672BK	\$171.55

\* Special order. Minimum quantity and extended lead time may apply. Please call for details.

## Solid Shelves



- Designed for storage of small parts that might normally fall through wire shelves
- Dual layer construction with double hemmed perimeter with marine edge ensures maximum strength while retaining spillage and excellent corrosion resistance

		GALVANIZED		STAINLESS	
SHELF W" x L"	SHIP WGT	MODEL NO.	PRICE EACH	MODEL NO.	PRICE EACH
14" Deep Solid Shelves					
14" x 36"	14 lbs	1436SG	\$68.63	1436SS	\$160.87
14" x 42"	15 lbs	1442SG	\$72.40	1442SS	\$177.26
14" x 48"	17 lbs	1448SG	\$76.80	1448SS	\$193.64
14" x 54"	20 lbs	1454SG	\$82.41	1454SS	\$210.75
14" x 60"	22 lbs	1460SG	\$86.90	1460SS	\$230.87
14" x 72"	26 lbs	1472SG	\$95.81	1472SS	\$268.85
18" Deep Solid Shelves					
18" x 24"	11 lbs	1824SG	\$64.50	1824SS	\$169.09
18" x 30"	14 lbs	1830SG	\$67.59	1830SS	\$172.63
18" x 36"	16 lbs	1836SG	\$70.67	1836SS	\$174.27
18" x 42"	18 lbs	1842SG	\$75.27	1842SS	\$197.73
18" x 48"	20 lbs	1848SG	\$79.90	1848SS	\$221.19
18" x 54"	22 lbs	1854SG	\$87.57	1854SS	\$250.24
18" x 60"	24 lbs	1860SG	\$95.25	1860SS	\$264.38
18" x 72"	27 lbs	1872SG	\$119.47	1872SS	\$317.99
21" Deep Solid Shelves					
21" x 24"	13 lbs	2124SG	\$67.73	2124SS	\$196.59
21" x 30"	15 lbs	2130SG	\$72.40	2130SS	\$198.85
21" x 36"	18 lbs	2136SG	\$77.58	2136SS	\$201.08
21" x 42"	21 lbs	2142SG	\$83.15	2142SS	\$252.46
21" x 48"	23 lbs	2148SG	\$88.74	2148SS	\$257.31
21" x 54"	25 lbs	2154SG	\$95.83	2154SS	\$262.14
21" x 60"	28 lbs	2160SG	\$102.95	2160SS	\$309.06
21" x 72"	30 lbs	2172SG	\$138.13	2172SS	\$336.62
24" Deep Solid Shelves					
24" x 24"	15 lbs	2424SG	\$70.94	2424SS	\$212.23
24" x 30"	17 lbs	2430SG	\$77.22	2430SS	\$214.48
24" x 36"	19 lbs	2436SG	\$84.50	2436SS	\$216.72
24" x 42"	22 lbs	2442SG	\$91.03	2442SS	\$239.06
24" x 48"	24 lbs	2448SG	\$97.56	2448SS	\$263.64
24" x 54"	26 lbs	2454SG	\$104.10	2454SS	\$296.39
24" x 60"	31 lbs	2460SG	\$110.63	2460SS	\$310.54
24" x 72"	34 lbs	2472SG	\$156.78	2472SS	\$364.17

## 18 GAUGE GALVANIZED



1836SG

## 304 STAINLESS STEEL



1836SS





# POSTS & S-HOOKS



## Posts



All posts are fabricated from 16 gauge carbon steel with location grooves on one inch increments and ease for shelf installation. Numbers are printed between grooves for quick assembly. Posts are double grooved in consistent intervals for quick identification. Leveling legs are enclosed with all posts. Leveling legs cannot be used in conjunction with stem casters. Custom post heights are available, call for pricing.

DESCRIPTION	SHIP WGT	MODEL NO.	CHROME	STAINLESS	EPOXY		
			PRICE EACH	PRICE EACH	GREEN	GRAY	BLACK
6"H Post	1 lb	<b>P6</b>	\$5.97	\$8.26	\$5.67	\$5.67	\$5.67
14"H Post	1 lb	<b>P14</b>	\$6.26	\$12.74	\$5.95	\$5.95	\$5.95
34"H Post	2 lbs	<b>P34</b>	\$9.90	\$26.64	\$9.41	\$9.41	\$9.41
36"H Post	2 lbs	<b>P36</b>	\$10.73	*	*	*	*
39"H Post	2 lbs	<b>P39</b>	\$11.02	*	*	*	*
42"H Post	2 lbs	<b>P42</b>	*	\$32.75	*	*	*
54"H Post	3 lbs	<b>P54</b>	\$15.84	\$41.26	\$15.05	\$15.05	\$15.05
63"H Post	4 lbs	<b>P63**</b>	\$17.50	\$46.94	\$16.63	\$16.63	\$16.63
74"H Post	4 lbs	<b>P74**</b>	\$19.08	\$53.78	\$18.13	\$18.13	\$18.13
86"H Post	5 lbs	<b>P86**</b>	\$23.04	\$63.07	\$21.89	\$21.89	\$21.89
96"H Post	6 lbs	<b>P96</b>	\$26.50	\$69.34	\$25.18	\$25.18	\$25.18

\* Not a standard inventory size. To purchase, order next size up and apply cut charge to cut to this custom height.  
\*\* For easy installation, 63", 74" and 86" posts are available with a built in leveler by adding an X to the model number, "P74CX".

**ADD SUFFIX TO THE END OF EACH MODEL NO. WHEN REFERENCING TO PART FINISHES**

◆ CHROME C  
◆ STAINLESS S  
◆ EPOXY  
◆ GREEN P  
◆ GRAY GY  
◆ BLACK BK

**W-PC \$3.68**  
**Post Replacement Post Cap**  
Additional pieces available, sold as 4-pack

**W-PC-STUD \$2.13**  
**Threaded Stud Connector**  
can be utilized to connect two posts enabling any post height to be achieved. Must be used with **WR-WMB**


**LASER PRINTED NUMBERS**  
For quick shelf positioning

**W-PLI \$6.77**  
**Post Insert**  
Additional pieces available, sold as 4-pack


**W-PLB \$3.50**  
**Post Leveler** adjusts up or down allowing height flexibility



## AS EASY AS 1 - 2 - 3...



1 Snap plastic sleeve around post.



2 Slide shelf over sleeve for secure locking.



3 Two "S-Hooks" are used to connect add-on wire shelf to starter units.

## S-Hooks



For continuous runs of wire shelving. Two hooks should be placed per shelf where two posts are not utilized. Sold as an 8 pack.

**Finishes:** Chrome, Stainless Steel, Green, Gray or Black Epoxy



**S-HOOK \$9.94**  
Chrome

**S-HOOKSS \$19.28**  
Stainless Steel

**S-HOOKP \$9.63**  
Green Epoxy

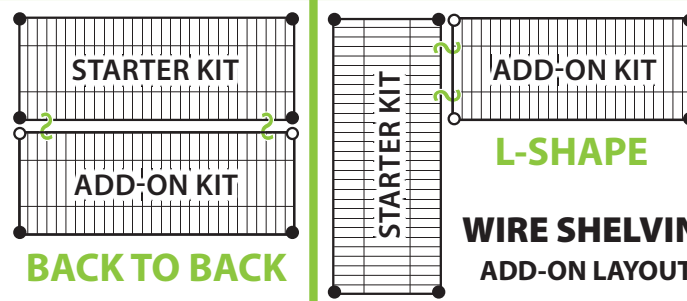
**S-HOOKGY \$9.63**  
Gray Epoxy

**S-HOOKBK \$9.63**  
Black Epoxy

## SIDE TO SIDE



**S-HOOK**



## BACK TO BACK

## Shelving Unit Starter Kits

NSF

Heavy-duty shelving unit allows up to 800 lb. shelf capacity. Starter kits come complete with 4 posts and 4 shelves. Additional shelves may be purchased separately.



## Add-On Kits

NSF

Additional Add-On kit allows you to expand your Starter kit by sharing a set of posts. Configuration options include side to side, back to back and right angles (*L-Shape*). Add-On kits come complete with 2 posts, 4 shelves and 8 S-Hooks. Additional shelves and posts may be purchased separately. Units with Add-On kit cannot be made mobile.

**ADD SUFFIX TO THE END OF EACH MODEL NO. WHEN REFERENCING TO PART FINISHES**

• CHROME C  
• STAINLESS S  
• EPOXY P  
• GREEN P  
• GRAY GY  
• BLACK BK



S-HOOKS

For continuous runs of shelving. Two hooks should be placed per shelf where two posts are not utilized.

SHELF W" x L"	63"H WIRE SHELVING 4 SHELVES			EPOXY			63"H WIRE SHELVING 4 SHELVES			EPOXY		
	STARTER KIT	CHROME	STAINLESS	GREEN	GRAY	BLACK	ADD-ON KIT	CHROME	STAINLESS	GREEN	GRAY	BLACK
MODEL NO.	SHIP WGT	PRICE EACH	PRICE EACH	PRICE EACH	PRICE EACH	PRICE EACH	MODEL NO.	SHIP WGT	PRICE EACH	PRICE EACH	PRICE EACH	PRICE EACH
12" x 36"	WR63-1236	44 lbs	\$193.38	\$571.01	\$184.73	\$184.73	AD63-1236	38 lbs	\$176.07	\$500.10	\$167.96	\$167.96
12" x 42"	WR63-1242	48 lbs	\$213.40	-	-	-	AD63-1242	42 lbs	\$196.09	-	-	-
12" x 48"	WR63-1248	52 lbs	\$235.87	\$674.21	\$225.12	\$225.12	AD63-1248	46 lbs	\$218.56	\$603.29	\$208.35	\$208.35
12" x 60"	WR63-1260	60 lbs	\$290.85	\$751.84	\$277.36	\$277.36	AD63-1260	54 lbs	\$273.54	\$680.92	\$260.59	\$260.59
12" x 72"	WR63-1272	68 lbs	\$331.06	\$834.18	\$315.54	\$315.54	AD63-1272	62 lbs	\$313.75	\$763.29	\$298.75	\$298.75
14" x 24"	WR63-1424	40 lbs	\$176.27	-	\$167.46	\$167.46	AD63-1424	34 lbs	\$158.96	-	\$158.06	\$158.06
14" x 30"	WR63-1430	44 lbs	\$190.57	\$616.18	\$181.04	\$181.04	AD63-1430	38 lbs	\$173.26	\$545.29	\$164.60	\$164.60
14" x 36"	WR63-1436	48 lbs	\$208.37	\$664.58	\$198.97	\$198.97	AD63-1436	42 lbs	\$191.06	\$593.66	\$182.20	\$182.20
14" x 42"	WR63-1442	56 lbs	\$219.24	\$728.83	\$208.28	\$208.28	AD63-1442	50 lbs	\$201.93	\$657.93	\$191.83	\$191.83
14" x 48"	WR63-1448	60 lbs	\$237.15	\$793.10	\$226.35	\$226.35	AD63-1448	54 lbs	\$219.84	\$722.18	\$209.56	\$209.56
14" x 54"	WR63-1454	64 lbs	\$255.00	\$856.83	\$242.25	\$242.25	AD63-1454	58 lbs	\$237.71	\$785.94	\$225.82	\$225.82
14" x 60"	WR63-1460	72 lbs	\$269.30	\$920.52	\$256.88	\$256.88	AD63-1460	66 lbs	\$252.01	\$849.60	\$240.09	\$240.09
14" x 72"	WR63-1472	84 lbs	\$297.97	\$1,043.38	\$284.07	\$284.07	AD63-1472	78 lbs	\$280.66	\$972.47	\$267.30	\$267.30
18" x 24"	WR63-1824	44 lbs	\$201.30	\$630.77	\$191.24	\$191.24	AD63-1824	38 lbs	\$184.01	\$559.88	\$174.81	\$174.81
18" x 30"	WR63-1830	48 lbs	\$212.05	\$657.04	\$202.47	\$202.47	AD63-1830	42 lbs	\$194.74	\$586.14	\$185.70	\$185.70
18" x 36"	WR63-1836	56 lbs	\$222.74	\$733.32	\$212.64	\$212.64	AD63-1836	50 lbs	\$205.43	\$662.42	\$195.84	\$195.84
18" x 42"	WR63-1842	60 lbs	\$251.45	\$792.70	\$239.89	\$239.89	AD63-1842	54 lbs	\$234.14	\$721.78	\$223.12	\$223.12
18" x 48"	WR63-1848	64 lbs	\$272.93	\$902.83	\$260.32	\$260.32	AD63-1848	58 lbs	\$255.63	\$831.91	\$243.55	\$243.55
18" x 54"	WR63-1854	76 lbs	\$301.58	\$1,003.11	\$287.53	\$287.53	AD63-1854	70 lbs	\$284.27	\$932.19	\$270.73	\$270.73
18" x 60"	WR63-1860	84 lbs	\$312.27	\$1,045.07	\$297.67	\$297.67	AD63-1860	78 lbs	\$294.96	\$974.17	\$280.90	\$280.90
18" x 72"	WR63-1872	96 lbs	\$351.73	\$1,175.92	\$335.14	\$335.14	AD63-1872	90 lbs	\$334.42	\$1,105.03	\$318.37	\$318.37
21" x 24"	WR63-2124	48 lbs	\$215.56	\$657.04	\$204.78	\$204.78	AD63-2124	42 lbs	\$198.25	\$586.14	\$188.34	\$188.34
21" x 30"	WR63-2130	52 lbs	\$237.15	\$710.04	\$225.29	\$225.29	AD63-2130	46 lbs	\$219.84	\$639.14	\$208.85	\$208.85
21" x 36"	WR63-2136	60 lbs	\$255.00	\$774.31	\$243.28	\$243.28	AD63-2136	54 lbs	\$237.71	\$703.39	\$226.49	\$226.49
42" x 42"	WR63-2142	64 lbs	\$276.48	\$862.38	\$262.66	\$262.66	AD63-2142	58 lbs	\$259.17	\$791.48	\$246.21	\$246.21
21" x 48"	WR63-2148	72 lbs	\$290.78	\$984.77	\$277.31	\$277.31	AD63-2148	66 lbs	\$273.47	\$913.88	\$260.52	\$260.52
21" x 54"	WR63-2154	80 lbs	\$326.68	\$1,064.51	\$310.35	\$310.35	AD63-2154	74 lbs	\$309.37	\$993.59	\$293.90	\$293.90
21" x 60"	WR63-2160	88 lbs	\$344.48	\$1,151.23	\$328.32	\$328.32	AD63-2160	82 lbs	\$327.17	\$1,080.33	\$311.55	\$311.55
21" x 72"	WR63-2172	112 lbs	\$391.06	\$1,312.21	\$372.56	\$372.56	AD63-2172	106 lbs	\$373.75	\$1,241.32	\$355.77	\$355.77
24" x 24"	WR63-2424	52 lbs	\$244.38	\$707.70	\$232.16	\$232.16	AD63-2424	46 lbs	\$227.07	\$636.81	\$215.72	\$215.72
24" x 30"	WR63-2430	60 lbs	\$258.68	\$766.30	\$246.78	\$246.78	AD63-2430	54 lbs	\$241.37	\$695.40	\$229.99	\$229.99
24" x 36"	WR63-2436	68 lbs	\$269.30	\$860.04	\$256.88	\$256.88	AD63-2436	62 lbs	\$252.01	\$789.15	\$240.09	\$240.09
24" x 42"	WR63-2442	76 lbs	\$297.97	\$940.01	\$284.07	\$284.07	AD63-2442	70 lbs	\$280.66	\$869.11	\$267.30	\$267.30
24" x 48"	WR63-2448	80 lbs	\$315.88	\$1,025.40	\$301.11	\$301.11	AD63-2448	74 lbs	\$298.57	\$954.49	\$284.34	\$284.34
24" x 54"	WR63-2454	88 lbs	\$351.73	\$1,140.32	\$335.14	\$335.14	AD63-2454	82 lbs	\$334.42	\$1,069.42	\$318.37	\$318.37
24" x 60"	WR63-2460	100 lbs	\$402.51	\$1,291.78	\$383.41	\$383.41	AD63-2460	94 lbs	\$385.20	\$1,220.89	\$366.64	\$366.64
24" x 72"	WR63-2472	120 lbs	\$434.07	\$1,467.29	\$413.42	\$413.42	AD63-2472	114 lbs	\$416.77	\$1,396.39	\$396.63	\$396.63
30" x 36"	WR63-3036	76 lbs	\$344.48	\$971.05	\$328.32	-	AD63-3036	70 lbs	\$327.17	\$900.16	\$311.55	-
30" x 42"	WR63-3042	88 lbs	\$385.99	\$1,093.87	\$367.71	-	AD63-3042	82 lbs	\$368.68	\$1,022.96	\$350.94	-
30" x 48"	WR63-3048	100 lbs	\$394.63	\$1,298.74	\$375.95	-	AD63-3048	94 lbs	\$377.32	\$1,227.82	\$359.16	-
30" x 60"	WR63-3060	124 lbs	\$430.53	\$1,537.33	\$410.03	-	AD63-3060	118 lbs	\$413.22	\$1,466.43	\$393.26	-
30" x 72"	WR63-3072	140 lbs	\$509.26	\$1,776.93	\$484.81	-	AD63-3072	134 lbs	\$491.95	\$1,706.03	\$468.02	-
36" x 36"	WR63-3636	88 lbs	\$383.88	\$1,152.93	\$365.74	\$365.74	AD63-3636	82 lbs	\$366.57	\$1,082.02	\$348.95	\$348.95
36" x 48"	WR63-3648	108 lbs	\$437.64	\$1,427.84	\$416.81	\$416.81	AD63-3648	102 lbs	\$420.33	\$1,356.93	\$400.02	-
36" x 60"	WR63-3660	132 lbs	\$502.03	\$1,709.80	\$477.96	\$477.96	AD63-3660	126 lbs	\$484.72	\$1,638.91	\$461.19	\$461.19
36" x 72"	WR63-3672	140 lbs	\$587.87	\$1,981.57	\$559.52	\$559.52	AD63-3672	134 lbs	\$570.56	\$1,910.68	\$542.73	\$542.73

Shelving units include 4 posts and 4 shelves. Add-On units include 2 posts, 4 shelves and 8 S-Hooks.



# 74"H WIRE STARTER & ADD-ON UNITS



## Shelving Unit Starter Kits



Heavy-duty shelving unit allows up to 800 lb. shelf capacity. Starter kits come complete with 4 posts and 4 shelves. Additional shelves may be purchased separately.



**4 SHELF  
STARTER KITS**



**4 SHELF  
ADD-ON KITS**

## Add-On Kits

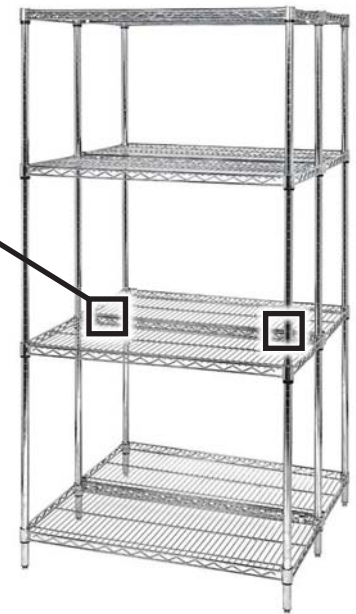


Additional Add-On kit allows you to expand your Starter kit by sharing a set of posts. Configuration options include side to side, back to back and right angles (*L-Shape*). Add-On kits come complete with 2 posts, 4 shelves and 8 S-Hooks. Additional shelves and posts may be purchased separately. Units with Add-On kit cannot be made mobile.



### S-HOOKS

For continuous runs of shelving. Two hooks should be placed per shelf where two posts are not utilized.



**BACK TO BACK  
UNIT**  
Chrome Finish

**ADD SUFFIX TO THE END OF EACH MODEL NO. WHEN REFERENCING TO PART FINISHES**

- CHROME C
- STAINLESS S
- EPOXY P
- GREEN P
- GRAY GY
- BLACK BK

	74"H WIRE SHELVEING 4 SHELVES				EPOXY			74"H WIRE SHELVEING 4 SHELVES				EPOXY		
	STARTER KIT		CHROME	STAINLESS	GREEN	GRAY	BLACK	ADD-ON KIT		CHROME	STAINLESS	GREEN	GREEN	BLACK
SHELF W" x L"	MODEL NO.	SHIP WGT	PRICE EACH	PRICE EACH	PRICE EACH	PRICE EACH	PRICE EACH	MODEL NO.	SHIP WGT	PRICE EACH	PRICE EACH	PRICE EACH	PRICE EACH	PRICE EACH
12" x 36"	WR74-1236	44 lbs	\$200.09	\$593.24	\$191.33	\$191.33	\$191.33	AD74-1236	38 lbs	\$179.41	\$511.23	\$171.24	\$171.24	\$171.24
12" x 42"	WR74-1242	48 lbs	\$220.11	-	-	-	-	AD74-1242	42 lbs	\$199.44	-	-	-	-
12" x 48"	WR74-1248	52 lbs	\$242.58	\$696.43	\$231.72	\$231.72	\$231.72	AD74-1248	46 lbs	\$221.91	\$614.43	\$211.65	\$211.65	\$211.65
12" x 60"	WR74-1260	60 lbs	\$297.56	\$774.06	\$283.96	\$283.96	\$283.96	AD74-1260	54 lbs	\$276.89	\$692.06	\$263.89	\$263.89	\$263.89
12" x 72"	WR74-1272	68 lbs	\$337.77	\$856.43	\$322.12	\$322.12	\$322.12	AD74-1272	62 lbs	\$317.11	\$774.40	\$302.05	\$302.05	\$302.05
14" x 24"	WR74-1424	40 lbs	\$182.98	-	\$173.83	\$173.83	\$173.83	AD74-1424	34 lbs	\$162.33	-	\$154.21	\$154.21	\$154.21
14" x 30"	WR74-1430	44 lbs	\$197.28	\$638.43	\$187.42	\$187.42	\$187.42	AD74-1430	38 lbs	\$176.63	\$556.40	\$167.80	\$167.80	\$167.80
14" x 36"	WR74-1436	48 lbs	\$215.08	\$686.80	\$205.57	\$205.57	\$205.57	AD74-1436	42 lbs	\$194.43	\$604.80	\$185.50	\$185.50	\$185.50
14" x 42"	WR74-1442	56 lbs	\$225.95	\$751.08	\$214.65	\$214.65	\$214.65	AD74-1442	50 lbs	\$205.27	\$669.05	\$195.01	\$195.01	\$195.01
14" x 48"	WR74-1448	60 lbs	\$243.86	\$815.32	\$232.95	\$232.95	\$232.95	AD74-1448	54 lbs	\$223.19	\$733.32	\$212.86	\$212.86	\$212.86
14" x 54"	WR74-1454	64 lbs	\$261.71	\$879.08	\$248.62	\$248.62	\$248.62	AD74-1454	58 lbs	\$241.06	\$797.05	\$229.01	\$229.01	\$229.01
14" x 60"	WR74-1460	72 lbs	\$276.01	\$942.74	\$263.46	\$263.46	\$263.46	AD74-1460	66 lbs	\$255.36	\$860.74	\$243.39	\$243.39	\$243.39
14" x 72"	WR74-1472	84 lbs	\$304.68	\$1,065.61	\$290.67	\$290.67	\$290.67	AD74-1472	78 lbs	\$284.02	\$983.60	\$270.60	\$270.60	\$270.60
18" x 24"	WR74-1824	44 lbs	\$208.01	\$653.02	\$197.61	\$197.61	\$197.61	AD74-1824	38 lbs	\$187.36	\$570.99	\$177.99	\$177.99	\$177.99
18" x 30"	WR74-1830	48 lbs	\$218.77	\$679.28	\$209.07	\$209.07	\$209.07	AD74-1830	42 lbs	\$198.09	\$597.26	\$189.00	\$189.00	\$189.00
18" x 36"	WR74-1836	56 lbs	\$247.60	\$755.57	\$219.24	\$219.24	\$219.24	AD74-1836	50 lbs	\$208.78	\$673.54	\$199.14	\$199.14	\$199.14
18" x 42"	WR74-1842	60 lbs	\$258.16	\$814.92	\$246.49	\$246.49	\$246.49	AD74-1842	54 lbs	\$237.49	\$732.91	\$226.40	\$226.40	\$226.40
18" x 48"	WR74-1848	64 lbs	\$301.20	\$925.06	\$266.92	\$266.92	\$266.92	AD74-1848	58 lbs	\$258.97	\$843.05	\$246.83	\$246.83	\$246.83
18" x 54"	WR74-1854	76 lbs	\$308.29	\$1,025.33	\$294.10	\$294.10	\$294.10	AD74-1854	70 lbs	\$287.64	\$943.33	\$274.03	\$274.03	\$274.03
18" x 60"	WR74-1860	84 lbs	\$387.33	\$1,067.31	\$304.27	\$304.27	\$304.27	AD74-1860	78 lbs	\$298.32	\$985.29	\$284.18	\$284.18	\$284.18
18" x 72"	WR74-1872	96 lbs	\$358.44	\$1,198.17	\$341.74	\$341.74	\$341.74	AD74-1872	90 lbs	\$337.77	\$1,116.14	\$321.67	\$321.67	\$321.67
21" x 24"	WR74-2124	48 lbs	\$222.27	\$679.28	\$211.16	\$211.16	\$211.16	AD74-2124	42 lbs	\$201.59	\$597.26	\$191.51	\$191.51	\$191.51
21" x 30"	WR74-2130	52 lbs	\$243.86	\$732.29	\$231.67	\$231.67	\$231.67	AD74-2130	46 lbs	\$223.19	\$650.26	\$212.03	\$212.03	\$212.03
21" x 36"	WR74-2136	60 lbs	\$261.71	\$796.53	\$249.88	\$249.88	\$249.88	AD74-2136	54 lbs	\$241.06	\$714.53	\$229.79	\$229.79	\$229.79
21" x 42"	WR74-2142	64 lbs	\$283.19	\$884.62	\$269.03	\$269.03	\$269.03	AD74-2142	58 lbs	\$262.54	\$802.60	\$249.41	\$249.41	\$249.41
21" x 48"	WR74-2148	72 lbs	\$297.49	\$1,007.02	\$283.89	\$283.89	\$283.89	AD74-2148	66 lbs	\$276.84	\$924.99	\$263.82	\$263.82	\$263.82
21" x 54"	WR74-2154	80 lbs	\$333.39	\$1,086.73	\$316.72	\$316.72	\$316.72	AD74-2154	74 lbs	\$312.74	\$1,004.73	\$297.10	\$297.10	\$297.10
21" x 60"	WR74-2160	88 lbs	\$351.19	\$1,173.48	\$334.92	\$334.92	\$334.92	AD74-2160	82 lbs	\$330.54	\$1,091.45	\$314.82	\$314.82	\$314.82
21" x 72"	WR74-2172	112 lbs	\$397.77	\$1,334.46	\$379.16	\$379.16	\$379.16	AD74-2172	106 lbs	\$377.12	\$1,252.43	\$359.07	\$359.07	\$359.07
24" x 24"	WR74-2424	52 lbs	\$251.09	\$729.95	\$238.53	\$238.53	\$238.53	AD74-2424	46 lbs	\$230.44	\$647.92	\$218.92	\$218.92	\$218.92
24" x 30"	WR74-2430	60 lbs	\$265.39	\$788.54	\$253.38	\$253.38	\$253.38	AD74-2430	54 lbs	\$244.74	\$706.51	\$233.29	\$233.29	\$233.29
24" x 36"	WR74-2436	68 lbs	\$299.20	\$882.29	\$263.46	\$263.46	\$263.46	AD74-2436	62 lbs	\$255.36	\$800.26	\$243.39	\$243.39	\$243.39
24" x 42"	WR74-2442	76 lbs	\$304.68	\$962.25	\$290.67	\$290.67	\$290.67	AD74-2442	70 lbs	\$284.02	\$880.22	\$270.60	\$270.60	\$270.60
24" x 48"	WR74-2448	80 lbs	\$359.07	\$1,047.63	\$307.71	\$307.71	\$307.71	AD74-2448	74 lbs	\$301.94	\$965.62	\$287.64	\$287.64	\$287.64
24" x 54"	WR74-2454	88 lbs	\$358.44	\$1,162.57	\$341.74	\$341.74	\$341.74	AD74-2454	82 lbs	\$337.77	\$1,080.54	\$321.67	\$321.67	\$321.67
24" x 60"	WR74-2460	100 lbs	\$487.20	\$1,314.03	\$390.01	\$390.01	\$390.01	AD74-2460	94 lbs	\$388.55	\$1,232.00	\$369.94	\$369.94	\$369.94
24" x 72"	WR74-2472	120 lbs	\$440.79	\$1,489.53	\$420.02	\$420.02	\$420.02	AD74-2472	114 lbs	\$420.13	\$1,407.51	\$399.93	\$399.93	\$399.93
30" x 36"	WR74-3036	76 lbs	\$351.19	\$993.30	\$334.92	-	-	AD74-3036	70 lbs	\$330.54	\$911.27	\$314.82	-	-
30" x 42"	WR74-3042	88 lbs	\$392.70	\$1,116.10	\$374.31	-	-	AD74-3042	82 lbs	\$372.02	\$1,034.09	\$354.22	-	-
30" x 48"	WR74-3048	100 lbs	\$401.34	\$1,320.97	\$382.53	-	-	AD74-3048	94 lbs	\$380.67	\$1,238.96	\$362.46	-	-
30" x 60"	WR74-3060	124 lbs	\$437.24	\$1,559.58	\$416.63	-	-	AD74-3060	118 lbs	\$416.56	\$1,477.55	\$396.54	-	-
30" x 72"	WR74-3072	140 lbs	\$515.97	\$1,799.17	\$491.39	-	-	AD74-3072	134 lbs	\$495.31	\$1,717.14	\$471.32	-	-
36" x 36"	WR74-3636	88 lbs	\$390.59	\$1,175.16	\$372.32	\$372.32	-	AD74-3636	82 lbs	\$369.94	\$1,093.15	\$352.25	\$352.25	-
36" x 48"	WR74-3648	108 lbs	\$444.36	\$1,450.07	\$423.39	\$423.39	-	AD74-3648	102 lbs	\$423.68	\$1,368.06	\$403.32	\$403.32	-
36" x 60"	WR74-3660	132 lbs	\$508.74	\$1,732.05	\$484.56	\$484.56	-	AD74-3660	126 lbs	\$488.06	\$1,650.02	\$464.49	\$464.49	\$464.49
36" x 72"	WR74-3672	140 lbs	\$594.58	\$2,003.82	\$566.10	\$566.10	-	AD74-3672	134 lbs	\$573.93	\$1,921.79	\$546.03	\$546.03	\$546.03

Shelving units include 4 posts and 4 shelves. Add-On units include 2 posts, 4 shelves and 8 S-Hooks.



## Modular Enclosure Panels



Are easily adaptable to standard shelving units to create a secured storage area.

- Panels are fabricated from 6 gauge wire on 3" x 3" squares
- Modular enclosure panels work with four shelf depths: 14", 18", 21" and 24" and three heights: 63", 74" and 86"
- One modular enclosure panel is needed for each side and two or three panels are needed for the back



MOBILE LINEN CART  
SHOWN WITH 4 ENCLOSURE PANELS

CHROME		STAINLESS		GREEN EPOXY		DESCRIPTION	SHIP WGT
MODEL NO.	PRICE EACH	MODEL NO.	PRICE EACH	MODEL NO.	PRICE EACH		
EP126	\$58.64	EP126S	\$79.54	EP126P	\$55.71	One 12" x 62" Enclosure Panel	5 lbs
EP166	\$69.52	EP166S	\$99.74	EP166P	\$67.44	One 16" x 62" Enclosure Panel	6 lbs
EP196	\$75.99	EP196S	\$116.29	EP196P	\$73.71	One 19" x 62" Enclosure Panel	7 lbs
EP226	\$84.12	EP226S	\$134.51	EP226P	\$81.59	One 22" x 62" Enclosure Panel	8 lbs
EP127	\$64.77	EP127S	\$83.13	EP127P	\$61.53	One 12" x 73" Enclosure Panel	6 lbs
EP167	\$75.99	EP167S	\$117.12	EP167P	\$73.71	One 16" x 73" Enclosure Panel	7 lbs
EP197	\$85.69	EP197S	\$135.77	EP197P	\$83.12	One 19" x 73" Enclosure Panel	8 lbs
EP227	\$92.20	EP227S	\$153.93	EP227P	\$89.43	One 22" x 73" Enclosure Panel	9 lbs
EP128	\$71.25	EP128S	\$98.33	EP128P	\$67.69	One 12" x 84" Enclosure Panel	7 lbs
EP168	\$83.60	EP168S	\$120.71	EP168P	\$81.09	One 16" x 84" Enclosure Panel	8 lbs
EP198	\$94.26	EP198S	\$143.54	EP198P	\$91.04	One 19" x 84" Enclosure Panel	9 lbs
EP228	\$101.40	EP228S	\$174.99	EP228P	\$98.36	One 22" x 84" Enclosure Panel	10 lbs

## Post Clamps



Joins multiple units of shelving.

MODEL NO.	DESCRIPTION	SHIP WGT	PRICE EACH
PCL1	1/2" Post Clamp	4 lbs	\$4.40
PCL2	3-1/3" Post Clamp	5 lbs	\$4.65



PCL2



HB18C

## Hang Rails



CHROME		STAINLESS		DESCRIPTION	SHIP WGT
MODEL NO.	PRICE EACH	MODEL NO.	PRICE EACH		
HB18C	\$5.75	HB18S	\$14.95	One 18" Hang Rail	3 lbs
HB24C	\$7.27	HB24S	\$17.24	One 24" Hang Rail	4 lbs
HB36C	\$10.35	HB36S	\$22.65	One 36" Hang Rail	5 lbs
HB48C	\$13.81	HB48S	\$27.07	One 48" Hang Rail	6 lbs
HB60C	\$17.64	HB60S	\$31.74	One 60" Hang Rail	7 lbs



1836DS

ENDURANCE			
MODEL NO.	PRICE EACH	DIMENSIONS W" x L"	SHIP WGT
1836DS	\$146.66	18" x 36"	21 lbs
1848DS	\$170.52	18" x 48"	28 lbs
1860DS	\$195.26	18" x 60"	34 lbs
2436DS	\$162.26	24" x 36"	24 lbs
2448DS	\$193.42	24" x 48"	30 lbs
2460DS	\$224.60	24" x 60"	37 lbs

## Dunnage Shelves




Utilized in extreme load applications. Shelves are constructed of square tubing and a removable top wire grid. 1,500 lb. load capacity. **Finish:** Blue Endurance - Excellent for high humidity or corrosive applications and is fortified with an anti-bacterial agent.

## Wire 3 Sided Frames



Designed to add structure to various applications and retain products. **Finishes:** Chrome, 304 Stainless Steel, Green Epoxy



CHROME		STAINLESS		GREEN EPOXY		DIMENSIONS W" x L"	SHIP WGT
MODEL NO.	PRICE EACH	MODEL NO.	PRICE EACH	MODEL NO.	PRICE EACH		
1836FC	\$23.50	1836FS	\$85.40	1836FP	\$22.80	18" x 36"	6 lbs
1848FC	\$27.43	1848FS	\$104.05	1848FP	\$26.61	18" x 48"	7 lbs
1860FC	\$29.79	1860FS	\$118.37	1860FP	\$28.90	18" x 60"	8 lbs
2436FC	\$30.22	2436FS	\$127.64	2436FP	\$29.31	24" x 36"	8 lbs
2448FC	\$35.76	2448FS	\$143.02	2448FP	\$34.69	24" x 48"	9 lbs
2460FC	\$39.98	2460FS	\$149.64	2460FP	\$38.78	24" x 60"	10 lbs



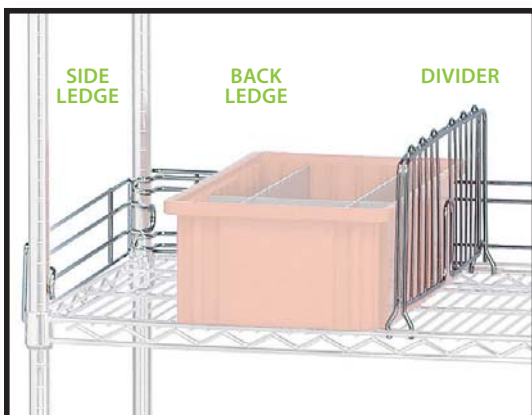

## ACCESSORIES



### Label Holders

Are an excellent method for identifying product. Affix directly to truss on any size shelf.

MODEL NO.	DESCRIPTION	SHIP WGT	PRICE EACH
LH3B	3" Gray Label Holder	1 lb	\$9.65
LH3C	3" Clear Label Holder	1 lb	\$9.65
LH12C	12" Clear Label Holder	1 lb	\$10.65
LH24C	24" Clear Label Holder	1 lb	\$11.65
Full Length Label Holders			
LH33C	33" Clear Label Holder Fits 36" Shelf	1 lb	\$13.36
LH39C	39" Clear Label Holder Fits 42" Shelf	1 lb	\$15.78
LH45C	45" Clear Label Holder Fits 48" Shelf	1 lb	\$29.76
LH51C	51" Clear Label Holder Fits 54" Shelf	2 lbs	\$39.86
LH57C	57" Clear Label Holder Fits 60" Shelf	2 lbs	\$44.52
LH69C	69" Clear Label Holder Fits 72" Shelf	2 lbs	\$53.93
Adjustable Angled Label Holders - 30°, 60° and 90°			
LHA3C	3" Angled Clear Label Holder	1 lb	\$9.65
LHA5C	5" Angled Clear Label Holder	1 lb	\$11.94
LHA24C	24" Angled Clear Label Holder	1 lb	\$14.22
Laser & Inkjet Label Inserts - 48 Labels			
LHI-3	1-1/4" x 3" Label Inserts	2 lbs	\$24.02
LHI-6	1-1/4" x 6" Label Inserts	2 lbs	\$29.64



### Push Handles



Comfortable grip design. Five widths available enabling easy movement of any mobile unit. **Finishes:** Chrome, Stainless Steel, Green, Gray and Black Epoxy



CHROME		STAINLESS		GREEN EPOXY		GRAY EPOXY		BLACK EPOXY		DESCRIPTION	SHIP WGT
MODEL NO.	PRICE EACH	MODEL NO.	PRICE EACH	MODEL NO.	PRICE EACH	MODEL NO.	PRICE EACH	MODEL NO.	PRICE EACH		
PH18	\$20.59	PH18S	\$90.60	PH18P	\$19.55	PH18GY	\$19.55	PH18BK	\$19.55	One 18" Push Handle	2 lbs
PH21	\$21.51	PH21S	\$94.44	PH21P	\$20.44	PH21GY	\$20.44	-	-	One 21" Push Handle	3 lbs
PH24	\$22.45	PH24S	\$101.33	PH24P	\$21.33	PH24GY	\$21.33	PH24BK	\$21.33	One 24" Push Handle	3 lbs
PH30	\$23.39	PH30S*	-	-	-	-	-	-	-	One 30" Push Handle	3 lbs
PH36	\$24.38	PH36S	\$105.56	-	-	-	-	-	-	One 36" Push Handle	3 lbs

\* Special order. Minimum quantity and extended lead time may apply. Please call for details.

### U-Handles



Build your own special size utility cart with three different width choices: 18", 21" or 24". Overall height 32", not including casters. **Finishes:** Chrome, Stainless Steel, Green, Gray and Black Epoxy



CHROME		STAINLESS		GREEN EPOXY		GRAY EPOXY		BLACK EPOXY		DESCRIPTION	SHIP WGT
MODEL NO.	PRICE EACH	MODEL NO.	PRICE EACH	MODEL NO.	PRICE EACH	MODEL NO.	PRICE EACH	MODEL NO.	PRICE EACH		
UH18	\$37.80	UH18S	\$79.07	UH18P	\$35.92	UH18GY	\$35.92	UH18BK	\$35.92	18" U-Handle	2 lbs
UH21	\$41.22	UH21S	\$79.85	UH21P	\$39.18	UH21GY	\$39.18	-	-	21" U-Handle	3 lbs
UH24	\$44.67	UH24S	\$82.16	UH24P	\$42.43	UH24GY	\$42.43	UH24BK	\$42.43	24" U-Handle	3 lbs

### Side and Back Ledges



Ledges are 4"H and act as a perimeter to retain shelf items and prevent anything from falling off. **Finishes:** Chrome, Stainless Steel, Green, Gray and Black Epoxy

CHROME		STAINLESS		GREEN EPOXY		GRAY EPOXY		BLACK EPOXY		DESCRIPTION	SHIP WT
MODEL NO.	PRICE EACH	MODEL NO.	PRICE EACH	MODEL NO.	PRICE EACH	MODEL NO.	PRICE EACH	MODEL NO.	PRICE EACH		
4"H Side Ledges											
SL12	\$9.89	SL12S	\$13.74	SL12P	\$9.40	SL12GY	\$9.40	SL12BK	\$9.40	12" Side Ledge	1 lb
SL14	\$10.03	SL14S	\$15.36	SL14P	\$9.53	SL14GY	\$9.53	SL14BK	\$9.53	14" Side Ledge	1 lb
SL18	\$10.98	SL18S	\$16.90	SL18P	\$10.43	SL18GY	\$10.43	SL18BK	\$10.43	18" Side Ledge	1 lb
SL21	\$12.40	SL21S	\$18.43	SL21P	\$11.78	SL21GY	\$11.78	SL21BK	\$11.78	21" Side Ledge	2 lbs
SL24	\$13.35	SL24S	\$19.96	SL24P	\$12.68	SL24GY	\$12.68	SL24BK	\$12.68	24" Side Ledge	2 lbs
SL30	\$15.25	SL30S	\$27.63	SL30P	\$14.49	SL30GY	\$14.49	SL30BK	\$14.49	30" Side/Back Ledge	2 lbs
4"H Back Ledges											
BL36	\$17.15	BL36S	\$30.71	BL36P	\$16.30	BL36GY	\$16.30	BL36BK	\$16.30	36" Back/Side Ledge	3 lbs
BL42	\$19.05	BL42S	\$32.84	BL42P	\$18.10	BL42GY	\$18.10	BL42BK	\$18.10	42" Back Ledge	3 lbs
BL48	\$20.95	BL48S	\$34.55	BL48P	\$19.90	BL48GY	\$19.90	BL48BK	\$19.90	48" Back Ledge	3 lbs
BL54	\$22.14	BL54S	\$38.68	BL54P	\$21.03	BL54GY	\$21.03	BL54BK	\$21.03	54" Back Ledge	4 lbs
BL60	\$23.33	BL60S	\$42.23	BL60P	\$22.16	BL60GY	\$22.16	BL60BK	\$22.16	60" Back Ledge	5 lbs
BL72	\$26.17	BL72S	\$47.59	BL72P	\$24.86	BL72GY	\$24.86	BL72BK	\$24.86	72" Back Ledge	6 lbs

### Dividers



Dividers are 8"H and are available in 7 depths to be used with all shelves. **Finishes:** Chrome, Stainless Steel, Green, Gray and Black Epoxy

CHROME		STAINLESS		GREEN EPOXY		GRAY EPOXY		BLACK EPOXY			
MODEL NO.	PRICE EACH	MODEL NO.	PRICE EACH	MODEL NO.	PRICE EACH	MODEL NO.	PRICE EACH	MODEL NO.	PRICE EACH	DESCRIPTION	SHIP WGT
Dividers											
DIV12	\$9.94	DIV12S	\$23.35	DIV12P	\$9.45	DIV12GY	\$9.45	DIV12BK	\$9.45	One 12" Divider	2 lbs
DIV14	\$12.20	DIV14S	\$25.21	DIV14P	\$11.59	DIV14GY	\$11.59	DIV14BK	\$11.59	One 14" Divider	2 lbs
DIV18	\$13.00	DIV18S	\$28.96	DIV18P	\$12.35	DIV18GY	\$12.35	DIV18BK	\$12.35	One 18" Divider	2 lbs
DIV21	\$15.40	DIV21S	\$32.69	DIV21P	\$14.63	DIV21GY	\$14.63	DIV21BK	\$14.63	One 21" Divider	3 lbs
DIV24	\$17.80	DIV24S	\$35.49	DIV24P	\$16.91	DIV24GY	\$16.91	DIV24BK	\$16.91	One 24" Divider	3 lbs
DIV30	\$27.75	DIV30S	\$42.97	DIV30P	\$26.36	-	-	-	-	One 30" Divider	4 lbs
DIV36	\$33.34	DIV36S	\$52.31	DIV36P	\$31.67	-	-	DIV36BK	\$31.67	One 36" Divider	4 lbs



## Hang Bars



MODEL NO.	DESCRIPTION	SHIP WGT	PRICE EACH
GR24	One 24" Hang Bar	2 lbs	\$13.65
GR36	One 36" Hang Bar	3 lbs	\$18.14
GR48	One 48" Hang Bar	4 lbs	\$23.80
GR60	One 60" Hang Bar	5 lbs	\$25.97



HANG BAR

## Donut Bumper



Non-marking, 3" diameter plastic bumper used to protect walls and help cushion impact.

MODEL NO.	DESCRIPTION	SHIP WGT	PRICE EACH
DB	One 3" Diameter Donut Bumper	1 lb	\$2.65



## Collar Hooks



Used to secure baskets to posts or as a hook for cables. Sold in packs of four.

MODEL NO.	DESCRIPTION	SHIP WGT	PRICE EACH
SCH1-5	1-1/2" Hook	1 lb	\$14.91
SCH1	1/2" Hook	1 lb	\$14.66



**WR-00H** \$132.50  
**Polyurethane Casters**  
Sold as a set of 4 casters, 2 with brake.  
Measures 5" x 1-1/4"



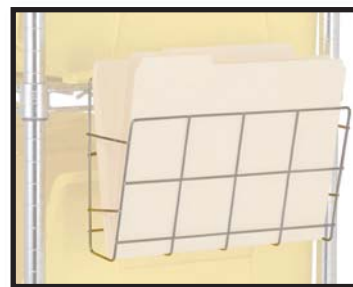
**WR-00HS** \$502.86  
**Polyurethane Stainless Steel Casters w/ Zerk Grease Fittings**  
Sold as a set of 4 casters, 2 with brake.  
Measures 5" x 1-1/4"



**ESD-SS** \$18.21  
**Aluminum Split Sleeve**  
Aluminum Split Sleeves required when grounding standard wire shelving in conductive applications. Sold as a pack of 4 pairs.



**KEYBD** \$79.69  
**Keyboard Shelf**  
Mounts under any size wire shelf and accepts keyboards up to 21"W x 11"D. Has a 6" height adjustment.  
Measures 25-1/4"W x 15"D x 4-1/4"H



**DH8** \$21.96  
**Document Holder**  
Provides an effective way to secure documents or folders.  
Measures 12-3/8" x 2" x 8-5/8"H



**UB10** \$44.58  
**Utility Basket**  
An additional storage or display area outside the perimeter of the shelf.  
Measures 11-1/4" x 18-7/8" x 7-5/8"H



**WR-WMB** \$7.16  
**Post Wall Mount Bracket**  
Mounts post to wall securely.  
2" clearance required.



**FG** \$2.85  
**Non-Marring Floor Glides**  
Serves as protection to prevent marring of floors.  
Sold as a 4 pack.



**WR-SS** \$3.73  
**Split Sleeve**  
Sold as a pack of 4 pairs.



**WR-SP** \$2.90  
**Shelf Collar Plug**  
Sold as a pack of 4 pieces.



**FP** \$6.40  
**Foot Plate**  
Triangular plate allows additional surface to disperse weight.





# WIRE PLASTIC MAT SHELVING UNITS



## Convenient 1 Box Wire Plastic Mat Shelving Units



4 shelf consumer grade wire plastic mat shelving unit. Super competitive cost. All packed in 1 box for super easy inventory control, shipping, and receiving.

Available in: ■ Endurance Anti-Bacterial Blue

MODEL NO.	DIMENSIONS W" x L" x H"	SHIP WGT	PRICE EACH
RPWR72-1830E	18" x 30" x 72"	35 lbs	\$272.40
RPWR72-1836E	18" x 36" x 72"	38 lbs	\$324.55
RPWR72-1848E	18" x 48" x 72"	42 lbs	\$403.05
RPWR72-2430E	24" x 30" x 72"	46 lbs	\$342.85
RPWR72-2436E	24" x 36" x 72"	40 lbs	\$405.70
RPWR72-2448E	24" x 48" x 72"	46 lbs	\$512.95



Smooth, vented, open grid surface allows for air circulation and minimal dust buildup

## PERFORMANCE FEATURES:

- 600 lb. load capacity per shelf
- Snap together design assembles in minutes
- Smooth, vented, open grid surface allows for air circulation and minimal dust buildup
- Plastic mats can be easily removed for cleaning and are dish washer safe
- Plastic material will never dent, chip, rust or corrode
- Shelves easily adjust to your exact height needs
- Ideal storage solution for any commercial or home application
- Posts and frames are steel with anti-bacterial blue finish



4 SHELF UNIT  
Blue Finish



**SUPER LOW PRICE**

**SUPER LOW TRANSIT COST**

**SINGLE BOX SHIPMENT**

**600 lb.  
LOAD CAPACITY  
PER SHELF**

### AVAILABLE Inside the Box

- 4 posts (2 or 3 pieces each)
- 4 wire frames
- 4 plastic wire mats (2 or 3 pieces each)
- 4 packs of split sleeves (4 pairs each)





## Tray Slides



Efficiently utilize space between shelves using standard trays and/or bins. **Finish:** Chrome

- Available in 18" and 24" depths
- Accommodates up to 10 trays

MODEL NO.	DESCRIPTION	SHIP WGT	PRICE EACH
Tray Slide			
<b>TS18C</b>	18" Tray Slide Set	10 lbs	\$79.07
<b>TS24C</b>	24" Tray Slide Set	11 lbs	\$91.10



**2026TRGY**  
Stackable Tray



**1826TR**



**1826ESD**

## Modular Trays



Heavy-duty 18" x 26" white trays are NSF approved for use for food service or may be used for standard applications. Perimeter ends are reinforced for additional strength. 20" x 26" size offers a deep stacking tray. Both tray sizes are available in ESD complying to ANSI / ESD standards for the use in PC board assembly and handling. All trays are manufactured of fiberglass reinforced thermoset material, allowing up to 200 lb. weight capacity when evenly distributed. Quantum's modular trays will withstand temperatures of -40°F to +350°F. 18" x 26" Trays available in White and ESD, 20" x 26" Trays are available in Gray, White and ESD.

Available in: ☐ Gray ☐ White ☒ Black (ESD)

MODEL NO.	DIMENSIONS W" x L" x H"	SHIP WGT	PRICE EACH
18" x 26" Trays			
<b>1826TR</b>	18" x 26" x 1-1/8" White Tray	4 lbs	\$66.09
<b>1826ESD</b>	18" x 26" x 1-1/8" Black ESD Tray	4 lbs	\$84.49
20" x 26" Stackable Trays			
<b>2026TRGY</b>	20" x 26" x 1-1/2" Gray Tray	5 lbs	\$104.22
<b>2026TRWT</b>	20" x 26" x 1-1/2" White Tray	5 lbs	\$104.22
<b>2026ESD</b>	20" x 26" x 1-1/2" Black ESD Tray	5 lbs	\$150.72

## Modular Tray Carts



Tray Carts are offered in half size and full size units, designed to handle work in process. ESD trays can be used on tray cart for conductive applications with the addition of conductive plastic split sleeves (**WR-SSCO**) and a drag chain (**ESD-DC**). Optional Tray Stop prevents trays from falling out. **Finish:** Chrome

MODEL NO.	DIMENSIONS W" x L" x H"	SHIP WGT	NO. OF TRAYS	PRICE EACH	TRAY STOP PRICE EACH	TRAY
39"H Side Load Tray Cart						
<b>TC-19</b>	18" x 30" x 39"	45 lbs	19	\$268.03	<b>TS32C</b> \$33.34	<b>1826ESD</b> <b>1826TR</b>
69"H Side Load Tray Carts						
<b>TC-39</b>	18" x 30" x 69"	74 lbs	39	\$315.33	<b>TS62C</b> \$45.64	<b>1826ESD</b> <b>1826TR</b>
<b>TC-31</b>	21" x 30" x 69"	68 lbs	31	\$300.43	<b>TS62C</b> \$45.64	<b>2026ESD</b> <b>2026TR</b>
69"H End Load Tray Cart						
<b>TC-EL38</b>	21-3/4" x 27" x 69"	74 lbs	38	\$384.93	<b>TS62C</b> \$45.64	<b>1826ESD</b> <b>1826TR</b>

Trays are sold separately.



**TC-19 + 1826TR**  
(Trays sold separately)



**TC-EL38 + 1826TR**  
End Load Cart  
(Trays sold separately)

## Conductive Options



**ESD-DC** \$11.81  
Drag Chain



**WR-SSCO** \$7.54  
Plastic Conductive Split Sleeve



**TS62C**  
Tray Stop  
(Optional)

**TC-39 + 1826ESD**

Tray Stops can be used on back as shown here or one in the back and one in the front.  
(Trays sold separately)





# OVERHEAD TRACK SYSTEMS



## Sliding Overhead Track System



Provides maximum storage using a minimum of space. All kits include all necessary sections of track for assembling lengths that range from 8' to 21'. Assembly is quick and easy and the whole system requires only single-aisle access. Casters are 5" x 1-1/4" rigid polyurethane. Overhead Track provides a clear walkway and clear aisles underneath eliminating any tripping hazard. Overhead Track extrusion manufactured of heavy-duty aluminum ensuring years of heavy-duty and reliable service. **Finishes:** Chrome, Epoxy

## PERFORMANCE FEATURES AND BENEFITS:

- Easy to roll construction
- Utilizes the structure of existing shelving
- Uses industrial bearings
- 1,200 lb. load capacity per unit
- Corrosion free construction
- Can increase storage areas up to 150%
- Fast installation

MODEL NO.	DESCRIPTION	SHIP WGT	PRICE EACH
<b>Overhead Track</b>			
<b>TK-2</b>	One Track - 2 Feet	7 lbs	\$313.97
<b>TK-26</b>	One Track - 2-1/2 Feet	9 lbs	\$355.74
<b>TK-5</b>	One Track - 5 Feet	17 lbs	\$397.36
<b>TK-6</b>	One Track - 6 Feet	21 lbs	\$412.09
<b>TK-7</b>	One Track - 7 Feet	24 lbs	\$426.42
<b>TK-EP</b>	Track End Plates with Hardware (Set of 4)	1 lb	\$70.09
<b>TK-CA</b>	Track Connector with Hardware (Set of 4)	6 lbs	\$81.18
<b>End Unit Single Sided Track Bracket Pair</b>			
<b>TK-STB18</b>	18" Single Overhead Track Bracket Pair	4 lbs	\$54.33
<b>TK-STB21</b>	21" Single Overhead Track Bracket Pair	5 lbs	\$58.78
<b>TK-STB24</b>	24" Single Overhead Track Bracket Pair	6 lbs	\$64.65
<b>Intermediate Unit Double Sided Track Bracket Pair</b>			
<b>TK-DTB18</b>	18" Double Overhead Track Bracket Pair	4 lbs	\$60.28
<b>TK-DTB21</b>	21" Double Overhead Track Bracket Pair	5 lbs	\$66.16
<b>TK-DTB24</b>	24" Double Overhead Track Bracket Pair	6 lbs	\$72.00
<b>Mobile Unit Track Rollers</b>			
<b>TK-CBW</b>	Set of 4 Track Rollers	2 lbs	\$68.07

## Overhead Track Kits



OVERHEAD TRACK KIT

Each kit includes two track of the same length and end plates.

MODEL NO.	TRACK L' (FT)	TRACK L" (IN)	SHIP WGT	PRICE EACH
<b>Overhead Track Kit</b>				
<b>TTK-8</b>	8'	96"	53 lbs	\$1,603.43
<b>TTK-9</b>	9'	108"	60 lbs	\$1,632.05
<b>TTK-10</b>	10'	120"	67 lbs	\$1,740.67
<b>TTK-11</b>	11'	132"	73 lbs	\$1,770.17
<b>TTK-12</b>	12'	144"	80 lbs	\$1,799.71
<b>TTK-13</b>	13'	156"	87 lbs	\$1,828.32
<b>TTK-14</b>	14'	168"	93 lbs	\$1,856.90
<b>TTK-15</b>	15'	180"	100 lbs	\$2,616.54
<b>TTK-16</b>	16'	192"	107 lbs	\$2,646.07
<b>TTK-17</b>	17'	204"	113 lbs	\$2,674.65
<b>TTK-18</b>	18'	216"	120 lbs	\$2,705.11
<b>TTK-19</b>	19'	228"	127 lbs	\$2,733.69
<b>TTK-20</b>	20'	240"	133 lbs	\$2,762.30
<b>TTK-21</b>	21'	252"	140 lbs	\$2,790.92

### QUANTITY OF SHELVING UNITS BY WIDTH TO FIT ON LENGTH OF TRACK\*

	8'	9'	10'	11'	12'	13'	14'	15'	16'	17'	18'	19'	20'	21'
<b>18"</b>	3	3	4	4	5	6	6	7	7	8	9	9	10	10
<b>21"</b>	2	3	3	4	4	5	5	6	6	7	7	8	8	9
<b>24"</b>	2	2	3	3	4	4	5	5	6	6	6	7	7	8

\* Using a minimum 36" aisle space.



## Stationary End Kits

Unit consists of:

- 8 - 86" Posts
- 4 - Single sided overhead track support brackets
- 8 - Foot plates

STATIONARY END KIT  
(Shelves sold separately)

AVAILABLE FINISHES  
EPOXY • GREEN P  
• GRAY GY  
• BLACK BK

DESCRIPTION	SHIP WGT	CHROME MODEL NO.	PRICE EACH	EPOXY MODEL NO.	PRICE EACH
18" Stationary End Kits	64 lbs	<b>TTK-E18</b>	\$454.52	<b>TTK-E18</b>	\$440.88
21" Stationary End Kits	72 lbs	<b>TTK-E21</b>	\$463.41	<b>TTK-E21</b>	\$449.51
24" Stationary End Kits	80 lbs	<b>TTK-E24</b>	\$475.16	<b>TTK-E24</b>	\$460.91

## Intermediate Kits

Unit consists of:

- 4 - 86" Posts
- 2 - Double sided overhead track support brackets
- 4 - Foot plates

INTERMEDIATE KIT  
(Shelves sold separately)

AVAILABLE FINISHES  
EPOXY • GREEN P  
• GRAY GY  
• BLACK BK

DESCRIPTION	SHIP WGT	CHROME MODEL NO.	PRICE EACH	EPOXY MODEL NO.	PRICE EACH
18" Intermediate Kits	32 lbs	<b>TTK-C18</b>	\$241.82	<b>TTK-C18</b>	\$234.57
21" Intermediate Kits	36 lbs	<b>TTK-C21</b>	\$247.70	<b>TTK-C21</b>	\$240.27
24" Intermediate Kits	40 lbs	<b>TTK-C24</b>	\$253.58	<b>TTK-C24</b>	\$245.97

## Mobile Kits

Unit consists of:

- 4 - 74" Posts
- 4 - Rigid casters
- 4 - Track rollers
- 4 - Donut bumpers
- 2 - Tie bars

MOBILE KIT  
(Shelves sold separately)

AVAILABLE FINISHES  
EPOXY • GREEN P  
• GRAY GY  
• BLACK BK

DESCRIPTION	SHIP WGT	CHROME MODEL NO.	PRICE EACH	EPOXY MODEL NO.	PRICE EACH
18" Mobile Kit	34 lbs	<b>TTK-M18</b>	\$378.48	<b>TTK-M18</b>	\$367.12
21" Mobile Kit	36 lbs	<b>TTK-M21</b>	\$381.49	<b>TTK-M21</b>	\$370.05
24" Mobile Kit	38 lbs	<b>TTK-M24</b>	\$387.18	<b>TTK-M24</b>	\$375.57





**MOBILE UNITS SLIDE  
BACK AND FORTH WITH EASE  
GUIDED BY OVERHEAD TRACK**



**EXCLUSIVE TRACK ROLLER  
HELPS MOVE MOBILE UNITS WITH  
EASE AND MINIMAL EFFORT**

**INCREASE  
STORAGE AREAS  
UP TO 150%**

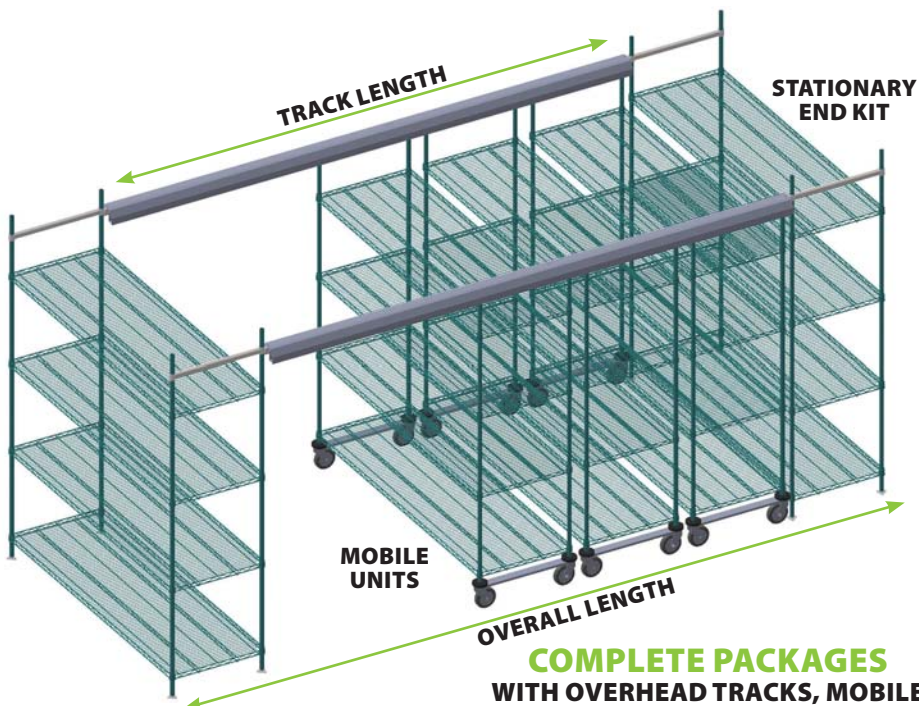
Overhead Track Systems  
Complete Packages

Each package consists of:

- 1 Track kit of specified length
  - 2 Stationary end kits with 4 shelves
  - 2-9 Mobile units with 4 shelves
- (Additional shelves are sold separately)

**STATIONARY  
END KIT**

**AVAILABLE  
FINISHES**  
EPOXY  
• GREEN P  
• GRAY GY  
• BLACK BK



**COMPLETE PACKAGES  
WITH OVERHEAD TRACKS, MOBILE  
UNITS AND STATIONARY END KITS**

		18"W x 48"L SHELVES			18"W x 60"L SHELVES				24"W x 48"L SHELVES			24"W x 60"L SHELVES		
OVERALL LENGTH	NO. OF UNITS	MODEL NO.	SHIP WGT	PRICE EACH	MODEL NO.	SHIP WGT	PRICE EACH	NO. OF UNITS	MODEL NO.	SHIP WGT	PRICE EACH	MODEL NO.	SHIP WGT	PRICE EACH
Includes 7 Ft Track + (2) 18" End Kits + (2) 18" Mobile Units								Includes 6 Ft Track + (2) 24" End Kits + (1) 24" Mobile Units						
10 Feet	2 Stationary 2 Mobile	TK7-1848	361 lbs	\$2,969.67	TK7-1860	409 lbs	\$3,251.80	2 Stationary 1 Mobile	TK6-2448	296 lbs	\$2,541.76	TK6-2460	356lbs	\$2,818.00
Includes 9 Ft Track + (2) 18" End Kits + (3) 18" Mobile Units								Includes 8 Ft Track + (2) 24" End Kits + (2) 24" Mobile Units						
12 Feet	2 Stationary 3 Mobile	TK9-1848	460 lbs	\$4,306.69	TK9-1860	520 lbs	\$4,659.35	2 Stationary 2 Mobile	TK8-2448	404 lbs	\$3,952.08	TK8-2460	484 lbs	\$4,320.41
Includes 12 Ft Track + (2) 18" End Kits + (5) 18" Mobile Units								Includes 11 Ft Track + (2) 24" End Kits + (3) 24" Mobile Units						
15 Feet	2 Stationary 5 Mobile	TK12-1848	640 lbs	\$5,729.80	TK12-1860	724 lbs	\$6,223.51	2 Stationary 3 Mobile	TK11-2448	539 lbs	\$4,820.08	TK11-2460	639 lbs	\$5,280.49
Includes 13 Ft Track + (2) 18" End Kits + (6) 18" Mobile Units								Includes 12 Ft Track + (2) 24" End Kits + (4) 24" Mobile Units						
16 Feet	2 Stationary 6 Mobile	TK13-1848	732 lbs	\$6,386.53	TK13-1860	828 lbs	\$6,950.78	2 Stationary 4 Mobile	TK12-2448	627 lbs	\$5,550.61	TK12-2460	723 lbs	\$6,103.10
Includes 15 Ft Track + (2) 18" End Kits + (7) 18" Mobile Units								Includes 14 Ft Track + (2) 24" End Kits + (5) 24" Mobile Units						
18 Feet	2 Stationary 7 Mobile	TK15-1848	822 lbs	\$7,802.90	TK15-1860	930 lbs	\$8,437.67	2 Stationary 5 Mobile	TK14-2448	732 lbs	\$6,309.47	TK14-2460	844 lbs	\$6,954.04
Includes 17 Ft Track + (2) 18" End Kits + (8) 18" Mobile Units								Includes 16 Ft Track + (2) 24" End Kits + (6) 24" Mobile Units						
20 Feet	2 Stationary 8 Mobile	TK17-1848	922 lbs	\$8,488.94	TK17-1860	1,042 lbs	\$9,194.24	2 Stationary 6 Mobile	TK16-2448	841 lbs	\$7,799.63	TK16-2460	969 lbs	\$8,536.29
Includes 19 Ft Track + (2) 18" End Kits + (9) 18" Mobile Units								Includes 18 Ft Track + (2) 24" End Kits + (6) 24" Mobile Units						
22 Feet	2 Stationary 9 Mobile	TK19-1848	1,015 lbs	\$9,175.47	TK19-1860	1,147 lbs	\$9,951.31	2 Stationary 6 Mobile	TK18-2448	845 lbs	\$7,858.24	TK18-2460	973 lbs	\$8,594.90



# FLOOR TRACK SYSTEMS



## High Density Sliding Floor Track System



Offers a unique way to maximize and efficiently move wire shelving systems. The patented design allows for quick and easy installation. Bearings in the skate are located under each post for a load capacity of 1,500 lb. per shelving unit. The v-groove floor track allows the shelving unit to slide back and forth with ease. Layout assistance is available.

### PERFORMANCE FEATURES AND BENEFITS:

- Cuts construction costs
- Low shipping cost
- Easy to roll construction
- Uses industrial bearings
- Corrosion free construction
- Fast installation
- Utilizes the structure of existing shelving
- Complies with ADA regulations
- 1,500 lb. load capacity per unit
- Can increase storage areas up to 150%



### Single Unit Floor Track Assemblies



Assembly kit consists of a pair of aluminum tracks with end stop kits. Hardware and assembly instructions included. (Note: custom lengths may be purchased)

MODEL NO.	TRACK L' (FT)	TRACK L" (IN)	SHIP WGT	PRICE EACH
Single Unit Floor Track Assembly Kit Includes 2 Tracks of Specified Length with End Stop Kits				
QVTRK-2-72EST	6'	72"	14 lbs	\$732.23
QVTRK-2-84EST	7'	84"	16 lbs	\$831.60
QVTRK-2-96EST	8'	96"	18 lbs	\$930.97
QVTRK-2-108EST	9'	108"	20 lbs	\$1,030.33
QVTRK-2-120EST	10'	120"	22 lbs	\$1,129.70
QVTRK-2-132EST	11'	132"	24 lbs	\$1,229.07
QVTRK-2-144EST	12'	144"	26 lbs	\$1,328.44
QVTRK-2-156EST	13'	156"	28 lbs	\$1,427.84
QVTRK-2-168EST	14'	168"	30 lbs	\$1,527.21
QVTRK-2-180EST	15'	180"	32 lbs	\$1,626.58
QVTRK-2-192EST	16'	192"	34 lbs	\$1,725.94
QVTRK-2-204EST	17'	204"	36 lbs	\$1,825.31
QVTRK-2-216EST	18'	216"	38 lbs	\$1,924.68
QVTRK-2-228EST	19'	228"	40 lbs	\$2,024.04
QVTRK-2-240EST	20'	240"	42 lbs	\$2,123.45

### Single Unit Skate Assembly Kits



Each kit includes two skates and all appropriate hardware. One kit is required for each single mobile unit. (Shelves and posts sold separately)

MODEL NO.	DESCRIPTION	SHIP WGT	PRICE EACH
Single Unit Skate Assembly Kits			
HD18-2	Two 18" Skates	8 lbs	\$701.74
HD21-2	Two 21" Skates	10 lbs	\$736.46
HD24-2	Two 24" Skates	12 lbs	\$770.88
HD30-2	Two 30" Skates	14 lbs	\$799.46
HD36-2	Two 36" Skates	16 lbs	\$1,056.93

## SYSTEMS SLIDE BACK AND FORTH WITH EASE

### STEP BY STEP ORDERING INSTRUCTIONS:

1. Select desired length of track and if you require:
  - **Single Unit track** (use charts on left)
  - **Double Unit track** (use charts on right)
2. Select corresponding skate size from single or double unit charts below. Skate size should match the depth of shelving unit being utilized.
3. Using the chart on the bottom of this page, determine how many shelving units will fit on your track.
4. Pre-configured 4 shelf wire units are available. Additional intermediate shelves are available.

### Double Unit Floor Track Assemblies



Each assembly kit consists of three aluminum tracks with end stop kits. Hardware and assembly instructions included. (Note: custom lengths may be purchased)

MODEL NO.	TRACK L' (FT)	TRACK L" (IN)	SHIP WGT	PRICE EACH
Double Unit Floor Track Assembly Kit Includes 3 Tracks of Specified Length with End Stop Kits				
QVTRK-3-72EST	6'	72"	21 lbs	\$1,098.33
QVTRK-3-84EST	7'	84"	24 lbs	\$1,247.40
QVTRK-3-96EST	8'	96"	27 lbs	\$1,396.47
QVTRK-3-108EST	9'	108"	30 lbs	\$1,545.54
QVTRK-3-120EST	10'	120"	33 lbs	\$1,694.57
QVTRK-3-132EST	11'	132"	36 lbs	\$1,843.64
QVTRK-3-144EST	12'	144"	39 lbs	\$1,992.67
QVTRK-3-156EST	13'	156"	42 lbs	\$2,141.74
QVTRK-3-168EST	14'	168"	45 lbs	\$2,290.78
QVTRK-3-180EST	15'	180"	48 lbs	\$2,439.84
QVTRK-3-192EST	16'	192"	51 lbs	\$2,588.91
QVTRK-3-204EST	17'	204"	54 lbs	\$2,737.98
QVTRK-3-216EST	18'	216"	57 lbs	\$2,887.05
QVTRK-3-228EST	19'	228"	60 lbs	\$3,036.09
QVTRK-3-240EST	20'	240"	63 lbs	\$3,185.16

### Double Unit Skate Assembly Kits



Each kit includes three skates and all appropriate hardware. One kit is required for each double mobile unit. (Shelves and posts sold separately)

MODEL NO.	DESCRIPTION	SHIP WGT	PRICE EACH
Double Unit Skate Assembly Kits			
HD18-3	Three 18" Skates + Wing Kit	15 lbs	\$1,348.16
HD21-3	Three 21" Skates + Wing Kit	18 lbs	\$1,400.25
HD24-3	Three 24" Skates + Wing Kit	21 lbs	\$1,451.90
HD30-3	Three 30" Skates + Wing Kit	24 lbs	\$1,494.73
HD36-3	Three 36" Skates + Wing Kit	27 lbs	\$1,880.93

MODEL NO.	DESCRIPTION	SHIP WGT	PRICE EACH
Sliding Track Skates			
HD18	One 18" Skate	4 lbs	\$361.73
HD21	One 21" Skate	5 lbs	\$379.62
HD24	One 24" Skate	6 lbs	\$397.36
HD30	One 30" Skate	7 lbs	\$412.09
HD36	One 36" Skate	8 lbs	\$544.78
Additional Components			
QESTP	End Stop Kit	1 lb	\$70.09
QVTRK	V-Track (Sold per inch)	1 lb	\$4.26
WK	Wing Kit	2 lbs	\$291.42

### QUANTITY OF SHELVING UNITS BY WIDTH TO FIT ON LENGTH OF TRACK\*

	6'	7'	8'	9'	10'	11'	12'	13'	14'	15'	16'	17'	18'	19'	20'
18"	2	2	3	4	4	5	6	6	7	8	8	9	10	10	11
21"	1	2	2	3	4	4	5	5	6	6	7	8	8	9	9
24"	1	2	2	3	3	4	4	5	5	6	6	7	7	8	8
30"	1	1	2	2	2	3	3	4	4	4	5	5	6	6	6
36"	1	1	1	2	2	2	3	3	3	4	4	4	5	5	5

\* Using a minimum 36" aisle space. Note, post height should not exceed the skate length by a 4 to 1 ration (example 18" skate should not exceed a 74" post)





MWRS-7-104



M1836BC6C  
(Dividers sold separately)

## Bin Systems



Stationary and Mobile Slanted Shelf units create a unique combination of modular components to enhance supply distribution applications. The sloped shelves allow for high visibility, productive rotations & gravity feed. **Finish:** Chrome (Note: Build a system with your bin requirements or consult a product specialist for appropriate components)

Each unit consists of:

- 4 - 63" posts
- 2 - flat wire shelves
- 3 - slanted wire shelves

## COMPLETE PACKAGES WITH BINS

MOBILE MODEL NO.	BIN DIMENSIONS L" x W" x H"	NO. OF SHELVES	NO. OF BINS	SHIP WGT	PRICE EACH
18"W x 36"L x 63"H Wire Shelving System with 2 Flat Shelves and 3 Slanted Shelves Includes Dividable Grid Containers available in Blue, Gray, Red and Clear*					
MWRS-5-92035	16-1/2" x 10-7/8" x 3-1/2"	5	12 DG92035	100 lbs	\$609.31
MWRS-5-92060	16-1/2" x 10-7/8" x 6"	5	12 DG92060	107 lbs	\$684.45
MWRS-5-92080	16-1/2" x 10-7/8" x 8"	5	12 DG92080	118 lbs	\$734.90
18"W x 36"L x 74"H Wire Shelving System with 2 Flat Shelves and 5 Slanted Shelves Includes Economy Shelf Bins available in Blue, Green, Ivory, Red, Yellow, Black and Clear*					
MWRS-7-103	17-7/8" x 4-1/8" x 4"	7	48 QSB103	129 lbs	\$792.00
MWRS-7-104	17-7/8" x 6-5/8" x 4"	7	30 QSB104	121 lbs	\$755.39
MWRS-7-108	17-7/8" x 8-3/8" x 4"	7	24 QSB108	124 lbs	\$772.53
MWRS-7-110	17-7/8" x 11-1/8" x 4"	7	18 QSB110	122 lbs	\$807.96
18"W x 36"L x 74"H Wire Shelving System with 2 Flat Shelves and 5 Slanted Shelves Includes Euro Drawers available in Blue, Red, Yellow and Gray					
MWRS-7-604	17-5/8" x 3-3/4" x 4-5/8"	7	48 QED604	155 lbs	\$953.92
MWRS-7-602	17-5/8" x 5-9/16" x 4-5/8"	7	30 QED602	137 lbs	\$1,067.35
MWRS-7-606	17-5/8" x 8-3/8" x 4-5/8"	7	18 QED606	143 lbs	\$826.49
18"W x 48"L x 74"H Wire Shelving System with 2 Flat Shelves and 4 Slanted Shelves Includes Ultra Bins available in Blue, Green, Ivory, Red, Yellow, Black and Clear*					
WRCSL6-74-1848-260	18" x 11" x 10"	6	16 QUS260	179 lbs	\$1,294.37
24"W x 48"L x 74"H Wire Shelving System with 2 Flat Shelves and 4 Slanted Shelves Includes Hulk 24" Containers available in Blue, Red, Yellow and Clear*					
WRCSL6-74-2448-953	23-7/8" x 11" x 10"	6	16 QUS953	195 lbs	\$1,418.16

\* For clear bins, add 15% to existing list price.

## Wire Basket Units



Basket units allow high visibility and air circulation. The basket acts as a dispensing and storage module which can be added to 18", 21" and 24" deep shelving units. The collar hook allows the basket to be removed or adjusted to accommodate various product mix and sizes. Baskets are adjustable on 1" increments. 110 lb. load capacity per basket. Adjustable baskets used in combination with shelves are an excellent method to store all types of products. Units can be stationary or mobile. Casters add flexibility and convert stationary units into transport systems. Ideal for exchange charts and par level storage. **Finish:** Chrome

## Mobile Wire Basket Units

## COMPLETE PACKAGES WITH BASKETS

Each mobile unit consists of:

- 4 - 63"H posts
- 3 - 9"H adjustable baskets including collar hooks
- 2 - wire shelves
- 4 - donut bumpers
- 4 - swivel 5" x 1-1/4" polyurethane casters, 2 with brakes

MOBILE MODEL NO.	DIMENSIONS W" x L" x H"	NO. OF SHELVES	NO. OF BASKETS	SHIP WGT	PRICE EACH
M1836BC6C	18" x 36" x 69"	2	3	78 lbs	\$420.57
M1848BC6C	18" x 48" x 69"	2	3	90 lbs	\$485.96
M2436BC6C	24" x 36" x 69"	2	3	93 lbs	\$474.08
M2448BC6C	24" x 48" x 69"	2	3	108 lbs	\$547.43





# UTILITY CARTS



## Wire Utility Carts



Give versatility to any operation: food service and maintenance. Carts consists of 2 u-handles, 4 donut bumpers, 4 swivel casters (2 with brakes) and wire or solid shelf combinations.

### AVAILABLE FINISHES

- CHROME C
- STAINLESS S
- GALVANIZED CG
- EPOXY
- GREEN P
- GRAY GY
- BLACK BK



**WRC-1836-2CG**  
Chrome Wire & Solid Galvanized



**WRSC-1836-3SS**  
Solid Stainless Steel



**WRC-1836BK-3**  
Black Epoxy Wire

DIMENSIONS W" x L" x H"	SHIP WGT	CHROME MODEL NO.	PRICE EACH	STAINLESS MODEL NO.	PRICE EACH	GREEN EPOXY MODEL NO.	PRICE EACH	GRAY EPOXY MODEL NO.	PRICE EACH	BLACK EPOXY MODEL NO.	PRICE EACH
2 Wire Shelf Mobile Utility Cart											
18" x 36" x 37-1/2"	30 lbs	<b>WRC-1836-2</b>	\$240.50	<b>WRSC-1836-2</b>	\$785.49	<b>WRC-1836P-2</b>	\$251.81	<b>WRC-1836GY-2</b>	\$251.81	<b>WRC-1836BK-2</b>	\$251.81
18" x 42" x 37-1/2"	32 lbs	<b>WRC-1842-2</b>	\$253.40	<b>WRSC-1842-2</b>	\$815.17	<b>WRC-1842P-2</b>	\$262.55	<b>WRC-1842GY-2</b>	\$262.55	<b>WRC-1842BK-2</b>	\$262.55
18" x 48" x 37-1/2"	37 lbs	<b>WRC-1848-2</b>	\$263.07	<b>WRSC-1848-2</b>	\$870.23	<b>WRC-1848P-2</b>	\$273.29	<b>WRC-1848GY-2</b>	\$273.29	<b>WRC-1848BK-2</b>	\$273.29
24" x 36" x 37-1/2"	36 lbs	<b>WRC-2436-2</b>	\$273.73	<b>WRSC-2436-2</b>	\$855.01	<b>WRC-2436P-2</b>	\$284.79	<b>WRC-2436GY-2</b>	\$284.79	<b>WRC-2436BK-2</b>	\$284.79
24" x 42" x 37-1/2"	40 lbs	<b>WRC-2442-2</b>	\$286.60	<b>WRSC-2442-2</b>	\$895.00	<b>WRC-2442P-2</b>	\$294.75	<b>WRC-2442GY-2</b>	\$294.75	<b>WRC-2442BK-2</b>	\$294.75
24" x 48" x 37-1/2"	44 lbs	<b>WRC-2448-2</b>	\$294.67	<b>WRSC-2448-2</b>	\$937.69	<b>WRC-2448P-2</b>	\$304.70	<b>WRC-2448GY-2</b>	\$304.70	<b>WRC-2448BK-2</b>	\$304.70
3 Wire Shelf Mobile Utility Cart											
18" x 36" x 37-1/2"	37 lbs	<b>WRC-1836-3</b>	\$278.27	<b>WRSC-1836-3</b>	\$923.73	<b>WRC-1836P-3</b>	\$287.82	<b>WRC-1836GY-3</b>	\$287.82	<b>WRC-1836BK-3</b>	\$287.82
18" x 42" x 37-1/2"	42 lbs	<b>WRC-1842-3</b>	\$297.63	<b>WRSC-1842-3</b>	\$968.25	<b>WRC-1842P-3</b>	\$303.93	<b>WRC-1842GY-3</b>	\$303.93	<b>WRC-1842BK-3</b>	\$303.93
18" x 48" x 37-1/2"	48 lbs	<b>WRC-1848-3</b>	\$312.10	<b>WRSC-1848-3</b>	\$1,050.86	<b>WRC-1848P-3</b>	\$320.03	<b>WRC-1848GY-3</b>	\$320.03	<b>WRC-1848BK-3</b>	\$320.03
24" x 36" x 37-1/2"	49 lbs	<b>WRC-2436-3</b>	\$321.97	<b>WRSC-2436-3</b>	\$1,024.93	<b>WRC-2436P-3</b>	\$330.76	<b>WRC-2436GY-3</b>	\$330.76	<b>WRC-2436BK-3</b>	\$330.76
24" x 42" x 37-1/2"	55 lbs	<b>WRC-2442-3</b>	\$341.27	<b>WRSC-2442-3</b>	\$1,084.91	<b>WRC-2442P-3</b>	\$345.68	<b>WRC-2442GY-3</b>	\$345.68	<b>WRC-2442BK-3</b>	\$345.68
24" x 48" x 37-1/2"	60 lbs	<b>WRC-2448-3</b>	\$353.37	<b>WRSC-2448-3</b>	\$1,148.94	<b>WRC-2448P-3</b>	\$360.60	<b>WRC-2448GY-3</b>	\$360.60	<b>WRC-2448BK-3</b>	\$360.60
DIMENSIONS W" x L" x H"	SHIP WGT	CHROME MODEL NO.	PRICE EACH	STAINLESS MODEL NO.	PRICE EACH	DIMENSIONS W" x L" x H"	SHIP WGT	GALVANIZED MODEL NO.	PRICE EACH	STAINLESS MODEL NO.	PRICE EACH
1 Wire & 1 Solid Shelf Mobile Utility Cart						2 Solid Shelf Mobile Utility Cart					
18" x 36" x 37-1/2"	44 lbs	<b>WRC-1836-2CG</b>	\$296.33	<b>WRSC-1836SS-2S</b>	\$821.52	18" x 36" x 37-1/2"	37 lbs	<b>WRC-1836-2G</b>	\$324.95	<b>WRSC-1836-2SS</b>	\$857.55
18" x 42" x 37-1/2"	50 lbs	<b>WRC-1842-2CG</b>	\$308.11	<b>WRSC-1842SS-2S</b>	\$859.82	18" x 42" x 37-1/2"	41 lbs	<b>WRC-1842-2G</b>	\$334.18	<b>WRSC-1842-2SS</b>	\$904.47
18" x 48" x 37-1/2"	56 lbs	<b>WRC-1848-2CG</b>	\$318.12	<b>WRSC-1848SS-2S</b>	\$910.80	18" x 48" x 37-1/2"	45 lbs	<b>WRC-1848-2G</b>	\$343.42	<b>WRSC-1848-2SS</b>	\$951.37
24" x 36" x 37-1/2"	48 lbs	<b>WRC-2436-2CG</b>	\$335.52	<b>WRSC-2436SS-2S</b>	\$901.80	24" x 36" x 37-1/2"	42 lbs	<b>WRC-2436-2G</b>	\$366.32	<b>WRSC-2436-2SS</b>	\$948.60
24" x 42" x 37-1/2"	54 lbs	<b>WRC-2442-2CG</b>	\$349.22	<b>WRSC-2442SS-2S</b>	\$944.14	24" x 42" x 37-1/2"	47 lbs	<b>WRC-2442-2G</b>	\$379.41	<b>WRSC-2442-2SS</b>	\$993.28
24" x 48" x 37-1/2"	60 lbs	<b>WRC-2448-2CG</b>	\$360.24	<b>WRSC-2448SS-2S</b>	\$990.07	24" x 48" x 37-1/2"	52 lbs	<b>WRC-2448-2G</b>	\$392.45	<b>WRSC-2448-2SS</b>	\$1,042.42
2 Wire & 1 Solid Shelf Mobile Utility Cart						3 Solid Shelf Mobile Utility Cart					
18" x 36" x 37-1/2"	60 lbs	<b>WRC-1836-3CG</b>	\$338.40	<b>WRSC-1836SS-3S</b>	\$959.76	18" x 36" x 37-1/2"	46 lbs	<b>WRC-1836-3G</b>	\$395.62	<b>WRSC-1836-3SS</b>	\$702.61
18" x 42" x 37-1/2"	68 lbs	<b>WRC-1842-3CG</b>	\$357.37	<b>WRSC-1842SS-3S</b>	\$1,012.90	18" x 42" x 37-1/2"	49 lbs	<b>WRC-1842-3G</b>	\$409.45	<b>WRSC-1842-3SS</b>	\$1,102.20
18" x 48" x 37-1/2"	76 lbs	<b>WRC-1848-3CG</b>	\$372.72	<b>WRSC-1848SS-3S</b>	\$1,091.42	18" x 48" x 37-1/2"	52 lbs	<b>WRC-1848-3G</b>	\$423.32	<b>WRSC-1848-3SS</b>	\$1,172.56
24" x 36" x 37-1/2"	67 lbs	<b>WRC-2436-3CG</b>	\$389.22	<b>WRSC-2436SS-3S</b>	\$1,071.74	24" x 36" x 37-1/2"	55 lbs	<b>WRC-2436-3G</b>	\$450.82	<b>WRSC-2436-3SS</b>	\$901.71
24" x 42" x 37-1/2"	76 lbs	<b>WRC-2442-3CG</b>	\$410.10	<b>WRSC-2442SS-3S</b>	\$1,134.06	24" x 42" x 37-1/2"	62 lbs	<b>WRC-2442-3G</b>	\$470.44	<b>WRSC-2442-3SS</b>	\$1,232.34
24" x 48" x 37-1/2"	84 lbs	<b>WRC-2448-3CG</b>	\$425.57	<b>WRSC-2448SS-3S</b>	\$1,201.31	24" x 48" x 37-1/2"	68 lbs	<b>WRC-2448-3G</b>	\$490.02	<b>WRSC-2448-3SS</b>	\$1,306.06

## Open Utility Carts



### 3 Sided Frame

Corrosion-free open utility carts helps transport and deliver multiple food products from storage to aisles with easy. **Finish:** Stainless Steel

STAINLESS MODEL NO.	DIMENSIONS W" x L"	SHIP WGT	PRICE EACH
<b>2436FS</b>	24" x 36"	8 lbs	\$127.64
<b>2448FS</b>	24" x 48"	9 lbs	\$143.02
<b>2460FS</b>	24" x 60"	10 lbs	\$149.64

MODEL NO.	DIMENSIONS W" x L" x H"	NO. OF SHELVES	SHIP WGT	PRICE EACH
48" Polymer Flat Top Shelf Cart				
<b>WRSC3-42-2436FS</b>	24" x 36" x 48"	3	77 lbs	\$1,267.38
<b>WRSC3-42-2448FS</b>	24" x 48" x 48"	3	88 lbs	\$1,412.36
<b>WRSC3-42-2460FS</b>	24" x 60" x 48"	3	106 lbs	\$1,599.09
60" Polymer Flat Top Shelf Cart				
<b>WRSC4-54-2436FS</b>	24" x 36" x 60"	4	94 lbs	\$1,462.03
<b>WRSC4-54-2448FS</b>	24" x 48" x 60"	4	108 lbs	\$1,648.36
<b>WRSC4-54-2460FS</b>	24" x 60" x 60"	4	131 lbs	\$1,901.68



**WRSC3-42-2436FS**  
24"W x 36"L x 48"H



**PFTC4026-33-3**  
40"L x 26"W x 32-1/2"H




**PFTC4026-33-2**  
40"L x 26"W x 32-1/2"H

CARTS OFFER  
**550 lb.**  
LOAD CAPACITY



**PC3518-33-3**  
34-1/4"L x 17-1/2"W x 32-1/2"H



**PC4026-33-3**  
40"L x 26"W x 32-1/2"H



Shown with  
optional  
Tool Holder  
Attachment  
(Tools not  
included)

**PC3518-33 + PCTH**  
34-1/4"L x 17-1/2"W x 32-1/2"H

### Plastic Cart Tool Holder Attachment

Available in: Red & Gray

MODEL NO.	DESCRIPTION	SHIP WGT	PRICE EACH
<b>PCTH</b>	96 Piece Tool Holder and Cart Attachment	3 lbs	\$81.86

Patent Pending

### Polymer Utility Carts

Industrial strength cart is ideal for many industrial and commercial material handling applications. Set of 2 swivel and 2 rigid 5" x 1-1/4" heavy-duty casters allow for 550 lb. load capacity. Available in two sizes with a 2 or 3 shelf combination.

Available in: Gray

MODEL NO.	OUTSIDE DIMENSIONS L" x W" x H"	INSIDE SHELF DIMENSIONS L" x W" x H"	NO. OF SHELVES	SHIP WGT	PRICE EACH
<b>PC3518-33</b>	34-1/4" x 17-1/2" x 32-1/2"	29-1/4" x 15-1/4" x 2-5/8"	2	38 lbs	\$332.47
<b>PC3518-33-3</b>	34-1/4" x 17-1/2" x 32-1/2"	29-1/4" x 15-1/4" x 2-5/8"	3	51 lbs	\$467.27
<b>PC4026-33</b>	40" x 26" x 32-1/2"	35" x 23" x 2-5/8"	2	54 lbs	\$439.15
<b>PC4026-33-3</b>	40" x 26" x 32-1/2"	35" x 23" x 2-5/8"	3	74 lbs	\$604.54
Polymer Flat Top Shelf Cart					
<b>PFTC4026-33-2</b>	40" x 26" x 32-1/2"	35" x 23"*	2	51 lbs	\$445.45
<b>PFTC4026-33-3</b>	40" x 26" x 32-1/2"	35" x 23"*	3	71 lbs	\$604.54
Additional Shelves					
<b>PC3518SHELF</b>	34-1/4" x 17-1/2" x 4-3/16"	29-1/4" x 15-1/4" x 2-5/8"	1	13 lbs	\$131.98
<b>PC4026SHELF</b>	40" x 26" x 4-3/16"	35" x 23" x 2-5/8"	1	20 lbs	\$165.39
Replacement Casters					
<b>PC-CAS-SW</b>	Replacement Swivel Caster			2 lbs	\$21.98
<b>PC-CAS-RG</b>	Replacement Rigid Caster			2 lbs	\$16.98

\* Inside dimension for middle and bottom shelf 35" x 23" x 2-5/8"





# PLATFORM RACKS, PALLETS & STAINLESS TABLES



## Expandable EZ Lock Platform Rack & Pallet



EZ Lock platform and pallet allows you to customize your storage space in seconds. Its patented interlocking design allows true flexibility in building the exact size pallet or platform you need. Using 12" x 40" footprints, each unit locks together making this an all purpose storage, moving, and shipping solution. Manufactured of recycled high density polyethylene, the vented deck is freezer safe and chemical resistant. Its one piece body design and structure allows for a 4 way forklift and hand truck entry, and it meets GMA industry standards. Enhances any 5S Lean initiative. Withstands temperatures from -30°F – 200°F and offers a 2,500 lb. load capacity when connected. Once built, the structure will maintain its dimensions with no sagging or stretching. Plastic will not absorb any liquids or chemicals and is resistant to insect infestation. Perfect for use in clean rooms, food and beverage areas and supermarket and grocery store back rooms.

Available in: ■ Black

MODEL NO.	DIMENSIONS W" x L" x H"	CTN QTY	SHIP WGT	PRICE EACH
EL-12406	12" x 40" x 6"	1 Pair (2 pcs)	12 lbs	\$226.92

## STACKABLE FOR EASY STORAGE



### LOCKING SYSTEMS

Simple locking system allows for quick and trouble-free assembly



## Polymer Dunnage Racks



Our Dunnage Racks are as portable as they are versatile. Made from lightweight, heavy-duty high density polyethylene, these are the perfect match for wet or chemically intense manufacturing environments. A simple snap together design makes it a breeze to raise finished goods and raw materials off the ground and away from moisture, dirt and traffic. When it comes to cleanup time, just sweep underneath! We offer the largest commercially available sizes in a high-capacity, low-cost dunnage solution that lets you reset and move workstations as often as you see fit. Plus, the grid-top design simplifies working with fluids and bagged goods because any spilled items will flow through the surface to the floor below.

Available in: ■ Black

MODEL NO.	DIMENSIONS W" x L" x H"	LOAD CAPACITY	SHIP WGT	PRICE EACH
<b>Ventilated Top</b>				
362412DPP	24" x 36" x 12"	500 lbs	13 lbs	\$198.89
363612DPP	36" x 36" x 12"	750 lbs	22 lbs	\$301.36
482412DPP	24" x 48" x 12"	700 lbs	19 lbs	\$338.42
662412DPP	24" x 66" x 12"	1,000 lbs	23 lbs	\$340.96
663612DPP	36" x 66" x 12"	1,500 lbs	37 lbs	\$523.00
962412DPP	24" x 96" x 12"	1,400 lbs	34 lbs	\$407.28
963612DPP	36" x 96" x 12"	2,000 lbs	53 lbs	\$584.36
<b>Solid Top</b>				
362412DPS	24" x 36" x 12"	700 lbs	17 lbs	\$239.97
363612DPS	36" x 36" x 12"	1,000 lbs	26 lbs	\$321.24
482412DPS	24" x 48" x 12"	900 lbs	21 lbs	\$370.29
662412DPS	24" x 66" x 12"	1,400 lbs	28 lbs	\$387.69
663612DPS	36" x 66" x 12"	1,900 lbs	49 lbs	\$556.18
962412DPS	24" x 96" x 12"	1,800 lbs	41 lbs	\$496.88
963612DPS	36" x 96" x 12"	2,700 lbs	64 lbs	\$747.62



662412DPP



662412DPS

## Stainless Steel Work Table



Ideal for pack and prep in sterile environments. Flat top work surface with hemmed edges and the lower flat bottom shelf. The support legs are 1-5/8" diameter with a leveling foot which can be converted to a mobile unit. **Finish:** Stainless Steel



Adjustable from 3" - 27" under top shelf

SST-2436U



**SST-MOB**  
3" all swivel conductive casters 2 with brakes



SST-2472U

MODEL NO.	DIMENSIONS W" x L" x H"	NO. OF SHELVES	SHIP WGT	PRICE EACH
<b>Stationary Instrument Table with Shelf</b>				
SST-2436U	24" x 36" x 34"	1	50 lbs	\$829.43
SST-2448U	24" x 48" x 34"	1	60 lbs	\$1,009.32
SST-2460U	24" x 60" x 34"	1	70 lbs	\$1,180.91
SST-2472U	24" x 72" x 34"	1	80 lbs	\$1,359.51
<b>Mobile Kit</b>				
SST-MOB	4 Swivel Casters, 2 with Brakes		4 lbs	\$431.01





## Security Units



Stationary and Mobile Units prevent pilferage while allowing high visibility of contents at all times. All side and back panels are heavy gauge wire construction and are manufactured of all-welded heavy-duty 1/4" diameter wire on 2" x 2" centers. Assembly is quick and easy.

## WANT TO SECURE YOUR EXISTING SHELVING UNITS?



Thick wire gauge ensures strong and dependable security yet easy visibility

**ADD SUFFIX "P" TO MODEL NO. TO ORDER GREEN EPOXY FINISH**

Ex. SD36C**P**

## Stationary Security Units

Intermediate shelves can be purchased separately.

			CHROME	GREEN
MODEL NO.	DIMENSIONS W" x L" x H"	SHIP WGT	PRICE EACH	PRICE EACH
Stationary Security Units				
2436-63SEC	24" x 36" x 63"	165 lbs	\$930.47	\$902.56
2448-63SEC	24" x 48" x 63"	192 lbs	\$1,041.77	\$1,010.52
2460-63SEC	24" x 60" x 63"	224 lbs	\$1,177.40	\$1,142.08



2436-63SEC

## Security Panel Doors



Each door set has left and right panel with 4 hinge bars. Assembly is quick and easy and adapts to the appropriate shelf size, with our standard post of 63" in height.

			CHROME	GREEN
MODEL NO.	DIMENSIONS L" x H"	SHIP WGT	PRICE EACH	PRICE EACH
Security Panel Door Set with Hinges				
SD36C	36" x 60"	54 lbs	\$433.06	\$420.07
SD48C	48" x 60"	66 lbs	\$496.82	\$481.92
SD60C	60" x 60"	78 lbs	\$572.52	\$555.34



### DOOR TOP SECURITY

Channel reinforced doorframe with heavy duty top hinge pin



### DOOR MIDDLE SECURITY

Channel reinforced doorframe with middle clasp for lock (*Sold separately*)



### DOOR BOTTOM SECURITY

Channel reinforced doorframe with heavy duty bottom hinge pin

## Stem Castered Security Carts

Mobility adds flexibility to a unit and is beneficial in all types of operations. Intermediate shelves can be purchased separately.

			CHROME	GREEN
MODEL NO.	DIMENSIONS W" x L" x H"	SHIP WGT	PRICE EACH	PRICE EACH
Stem Castered Security Carts				
M2436-69SEC	24" x 36" x 69"	173 lbs	\$1,027.50	\$996.68
M2448-69SEC	24" x 48" x 69"	200 lbs	\$1,138.80	\$1,104.64
M2460-69SEC	24" x 60" x 69"	232 lbs	\$1,274.40	\$1,236.17



M2436-69SEC

## Security Panel Sets



Panels allow maximum security for standard shelving units. Panels are fabricated from all-welded wire and include joined back portion and two side portions.

			CHROME	GREEN
MODEL NO.	DIMENSIONS W" x L" x H"	SHIP WGT	PRICE EACH	PRICE EACH
Security Enclosure Panel Set				
243660EPC	24" x 36" x 60"	70 lbs	\$440.81	\$427.59
244860EPC	24" x 48" x 60"	80 lbs	\$477.67	\$463.34
246060EPC	24" x 60" x 60"	90 lbs	\$522.48	\$506.81

## Dolly Base Security Carts

Dollies can add stability and support in heavy-duty load applications. Intermediate shelves can be purchased separately.

			CHROME	GREEN
MODEL NO.	DIMENSIONS	SHIP WGT	PRICE EACH	PRICE EACH
Dolly Base Security Carts				
MD2436-70SEC	24" x 36" x 70"	186 lbs	\$1,191.97	\$1,162.03
MD2448-70SEC	24" x 48" x 70"	215 lbs	\$1,320.27	\$1,280.67
MD2460-70SEC	24" x 60" x 70"	250 lbs	\$1,473.73	\$1,429.52



MD2436-70SEC



# CANTILEVERS

## Cantilever Single Shelf Wall Mount

NSF

Cantilever shelving is an excellent way to create storage space when floor space isn't available. Simple in design, our cantilever shelving systems are easy to assemble and install. Select from three different depths: 14", 18" or 24". Two cantilever arms and 2 mounting brackets are included per order. Wire shelves are sold separately.

MODEL NO.	DESCRIPTION	SHIP WGT	PRICE EACH
<b>Chrome Cantilever Arms &amp; Mounting Brackets</b>			
DWB14	2 - 14" cantilever arms & 2 mounting brackets	3 lbs	\$31.72
DWB18	2 - 18" cantilever arms & 2 mounting brackets	4 lbs	\$36.91
DWB24	2 - 24" cantilever arms & 2 mounting brackets	5 lbs	\$40.99
<b>Epoxy Cantilever Arms &amp; Mounting Brackets</b>			
DWB14P	2 - 14" cantilever arms & 2 mounting brackets	3 lbs	\$26.33
DWB18P	2 - 18" cantilever arms & 2 mounting brackets	4 lbs	\$30.63
DWB24P	2 - 24" cantilever arms & 2 mounting brackets	5 lbs	\$34.03

## Cantilever Multiple Shelf Post Wall Mount Adjustable on 1" increments

NSF

Adjustable post wall mount systems use a post cantilever single arm of 14", 18" or 24" with appropriate shelf size and post height. Two post cantilever single arms and 4 post mount brackets are included per order. Post Cantilever Double Arm is available in 14", 18" and 24" and uses the center post for continuous or add-on shelf sections. One post cantilever double arm and 2 post mount brackets are included per order. Wire shelves and post are sold separately.

MODEL NO.	DESCRIPTION	SHIP WGT	PRICE EACH
<b>Chrome Single Post Cantilever Arms</b>			
CB14	2 - 14" single post cantilever arms & 4 post mount brackets	5 lbs	\$49.03
CB18	2 - 18" single post cantilever arms & 4 post mount brackets	6 lbs	\$57.17
CB24	2 - 24" single post cantilever arms & 4 post mount brackets	7 lbs	\$62.23
<b>Epoxy Single Post Cantilever Arms</b>			
CB14P	2 - 14" single post cantilever arms & 4 post mount brackets	5 lbs	\$41.70
CB18P	2 - 18" single post cantilever arms & 4 post mount brackets	6 lbs	\$46.53
CB24P	2 - 24" single post cantilever arms & 4 post mount brackets	7 lbs	\$47.97
<b>Stainless Steel Single Post Cantilever Arms</b>			
CB14S	1 - 14" single post cantilever arm & 4 post mount brackets	10 lbs	\$138.24
CB18S	1 - 18" single post cantilever arm & 4 post mount brackets	12 lbs	\$148.69
<b>Chrome Double Post Cantilever Arms</b>			
DCB14	1 - 14" double post cantilever arm & 2 post mount brackets	10 lbs	\$43.90
DCB18	1 - 18" double post cantilever arm & 2 post mount brackets	12 lbs	\$48.97
DCB24	1 - 24" double post cantilever arm & 2 post mount brackets	14 lbs	\$50.50
<b>Epoxy Double Post Cantilever Arms</b>			
DCB14P	1 - 14" double post cantilever arm & 2 post mount brackets	10 lbs	\$46.60
DCB18P	1 - 18" double post cantilever arm & 2 post mount brackets	12 lbs	\$54.33
DCB24P	1 - 24" double post cantilever arm & 2 post mount brackets	14 lbs	\$59.13

## Post Wall Mount Cantilever with Baskets Complete Packages

NSF

Modular Wire Baskets mount to standard post to utilize wall space efficiently. Baskets allow for high visibility and quick accessibility. Baskets are adjustable and removable. **Finish:** Chrome

MODEL NO.	NO. OF BASKETS	BASKET MODEL NO.	BASKET DIMENSIONS W" x L" x H"	SHIP WGT	PRICE EACH
<b>34"H Wire Cantilever with Baskets -- Complete Packages</b>					
CAN-34-1436BC-PWB	2	1436BC	14" x 36" x 9"	26 lbs	\$156.42
CAN-34-1448BC-PWB	2	1448BC	14" x 48" x 9"	32 lbs	\$179.34
CAN-34-2036BC-PWB	2	2036BC	20" x 36" x 9"	30 lbs	\$173.33
CAN-34-2048BC-PWB	2	2048BC	20" x 48" x 9"	36 lbs	\$202.24
CAN-34-203612BC-PWB	2	203612BC	20" x 36" x 12"	34 lbs	\$176.38
CAN-34-204812BC-PWB	2	204812BC	20" x 48" x 12"	38 lbs	\$208.17



DWB14, DWB18 or DWB24  
Wire Cantilever Arm

**AVAILABLE FINISHES**  
◆ CHROME C  
◆ EPOXY P



**AVAILABLE FINISHES**  
◆ CHROME C  
◆ STAINLESS S  
◆ EPOXY P

PWB \$32.39

**Post Mount Bracket**

Used to secure cantilever post mount units and free standing shelving units to wall. Sold in a pack of 4. (Mounting screws are not included)



SCH1 \$14.66

**Collar Hooks**

Hooks onto basket corner allowing basket to securely hang.



CAN-34-1435BC-PWB

Baskets shown with Clear Label Holder  
(Sold separately)





CAN-34-36BH-230

## Post Wall Mount Cantilever with Bin Holders Complete Packages



Easy access, adjustable wall mounted bin systems. Available in 36", 48" and 60" widths. Optional bin dividers, windows fronts and clear label holders.

**Finish:** Chrome

MODEL NO.	NO. OF BIN HOLDERS	DIMENSIONS L" x H"	NO. OF BINS	BIN DIMENSIONS L" x W" x H"	SHIP WGT	PRICE EACH
Wire Cantilever Bin Holder -- Complete with Bins Available in Blue, Green, Ivory, Red, Yellow, Black and Clear*						
CAN-34-36BH-230	3	36" x 34"	18 QUS230	10-7/8" x 5-1/2" x 5"	26 lbs	\$377.97
CAN-34-48BH-230	3	48" x 34"	24 QUS230	10-7/8" x 5-1/2" x 5"	34 lbs	\$420.04
CAN-34-60BH-230	3	60" x 34"	30 QUS230	10-7/8" x 5-1/2" x 5"	42 lbs	\$490.47

\* For clear bins, add 15% to existing list price.

## Bin Rail Holders



Creates a more functional work area with the bin rail which allows you to adapt bins to your shelving unit. Bin rail holder adjusts on 1" increments.

**Finish:** Chrome

MODEL NO.	DESCRIPTION	SHIP WGT	PRICE EACH
36BH	One 36" Bin Holder	5 lbs	\$53.23
48BH	One 48" Bin Holder	7 lbs	\$56.10
60BH	One 60" Bin Holder	9 lbs	\$57.27

## Bin Transport Cart



Modular in design, the Bin Transport Cart provides an integrated system to transfer items. Carts enable you to color code, hold or transport inventories and supplies. Ideal for use in central supply and laundry. Bins are autoclavable up to 250°F. **Finish:** Chrome

Bins available in: ■ Blue ■ Red ■ Yellow (One color per unit)

MODEL NO.	NO. OF SHELVES	NO. OF BINS	BIN DIMENSIONS L" x W" x H"	SHIP WGT	PRICE EACH
30"W x 36"L x 69"H Wire Shelving Unit with HULK Containers					
WRC2-63-3036-974976	2	2	29-7/8" x 16-1/2" x 11"	150 lbs	\$754.67
		6	29-7/8" x 16-1/2" x 15"		
30"W x 36"L x 42"H Wire Shelving Unit with HULK Containers					
WRC2-36-3036-976	2	4	29-7/8" x 16-1/2" x 15"	88 lbs	\$525.96



WRC2-63-3036-974976



WRC2-36-3036-976

## COMPLETE PACKAGES WITH BINS





# MESH STACK AND HANG BINS




12 SIZES AVAILABLE

## Mesh Stack and Hang Bins



New patented Wire Mesh Bins are an industry exclusive. Our innovative mesh design offers a nickel-chrome finish and a 3/8" x 3/8" grid pattern allowing complete visibility of the bin's contents. This unique mesh pattern provides a dust and dirt free storage environment. Ultra strong design allows for superior hang capacity perfect for industrial parts storage or anything where hang capacities are vital. Quantum's Mesh Bins feature a rear hanger that allows them to hang from any louvered wall panel or rail system and optional side hanger which allows bin to stack one on top of the other. The open hopper design allows for easy picking while allowing visual access to stored contents. Two optional label holders are available for all Mesh Bins. **Finish:** Chrome

MODEL NO.	OUTSIDE DIMENSIONS L" x W" x H"	INSIDE DIMENSIONS L" x W" x H"	CTN QTY	CTN WGT	PRICE EACH	SIDE HANGER SOLD PER PAIR	PRICE PAIR	DIVIDER	PRICE EACH
QMB510C	5-1/4" x 4-1/4" x 3"	4-3/4" x 4" x 2-7/8"	20	12 lbs	\$24.43	HMB510C	\$5.84	DMB510C	\$8.30
QMB520C	7-1/4" x 4-1/4" x 3"	6-3/4" x 4" x 2-7/8"	20	15 lbs	\$27.88	HMB520C	\$5.99	DMB520C	\$9.70
QMB524C	10-7/8" x 4-1/8" x 4"	10-3/8" x 3-1/2" x 3-3/4"	10	15 lbs	\$35.96	HMB530/535C	\$6.72	DMB524C	\$13.51
QMB530C	10-3/4" x 5-1/2" x 5"	10-1/4" x 5-1/2" x 4-3/4"	10	12 lbs	\$35.45	HMB530/535C	\$6.72	DMB530/535C	\$13.92
QMB534C	14-3/4" x 5-1/2" x 5"	14-1/4" x 4-3/4" x 4-3/4"	10	17 lbs	\$50.45	HMB540/550C	\$6.87	DMB534C	\$15.14
QMB535C	10-3/4" x 11" x 5"	10-1/4" x 10-3/4" x 4-3/4"	10	19 lbs	\$51.21	HMB530/535C	\$6.72	DMB530/535C	\$13.92
QMB539C	10-1/2" x 8" x 7"	10" x 7-1/2" x 6-3/4"	10	20 lbs	\$41.44	HMB539C	\$7.24	DMB539C	\$14.36
QMB540C	14-1/2" x 8" x 7"	14" x 7-2/5" x 6-3/4"	10	30 lbs	\$56.06	HMB540/550C	\$6.87	DMB540/550C	\$16.82
QMB550C	14-1/2" x 16-1/4" x 7"	14" x 15-3/4" x 6-3/4"	5	17 lbs	\$75.27	HMB540/550C	\$6.87	DMB540/550C	\$16.82
QMB560C	18-1/2" x 11" x 10-1/8"	18-1/16" x 10-5/8" x 10"	5	21 lbs	\$102.16	HMB560/570C	\$8.12	DMB560/570C	\$23.91
QMB565C	18" x 8-1/4" x 9"	17-1/8" x 5-1/4" x 8-3/4"	5	19 lbs	\$81.55	HMB565C	\$9.27	DMB565C	\$20.98
QMB570C	18-1/2" x 17-1/8" x 11-1/8"	18-1/8" x 16-5/8" x 11"	5	28 lbs	\$121.41	HMB560/570C	\$8.12	DMB560/570C	\$23.91



### REAR HANGER

All mesh bins have a super strong rear hanger that allows hanging from a louvered panel or rail system



### STACKING MESH BINS

Shown with optional Hanging Label Tag & Side Hanger. Mesh bins can easily stack one on top of another with optional hangers (Sold separately)



Shown with optional Divider (Sold separately)



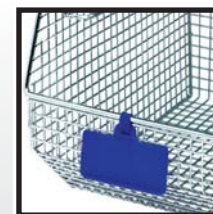
Shown with optional Side Stacking Hangers (Sold separately)

## Accessories

INSTANT VISIBILITY  
NO DUST OR DIRT  
BUILDUP  
ALL WELDED




Shown with optional HBL3C Clear Label Holder Fits 1-1/8" x 3" Label (Sold separately) \$2.57




Shown with optional PS-LH3 Hanging Label Tag Fits 1-3/8" x 3" Adhesive Label Clear, Red, Yellow, Blue & Green (Sold separately) \$36.46





**WLP-1836C**  
Accepts all sizes of Ultra Stack & Hang Bins and Mesh Bins. Includes 8 direct mount clips. 175 lb. load capacity.



**WLP-3036C**  
Accepts all sizes of Ultra Stack & Hang Bins and Mesh Bins. Includes 12 direct mount clips. 175 lb. load capacity.

## Wire Louvered Panels

QUANTUM<sup>®</sup> STORAGE SYSTEMS  
**exclusive**

Quantum's new chrome wire louvered panels offer a perfect mounting solution for all plastic hanging and new wire mesh hanging bins. Quantum's exclusive offering of wire panels, available in three sizes, completely resist any buildup of dust or dirt. Included direct mounting clips enable fastening to any surface (wall, wood, concrete, drywall, etc.) a snap (note: mounting screws are not included as they differ based on what type of surface the panels are being mounted to). Offset mounting clips are also available, can be used in place of WLP-DMC if you want to have wire panel mounted offset (away) from a wall surface making it easier to clean behind the panel (sold separately). Manufactured of heavy-duty chrome wire, Quantum's wire panels will offer years of dependable and heavy-duty service.

MODEL NO.	DIMENSIONS L" x H"	CTN QTY	CTN WGT	PRICE EACH
Wire Wall Mounted Louvered Panels				
<b>WLP-1836C</b>	36" x 18" Wire Louvered Panel	1	12 lbs	\$93.78
<b>WLP-3036C</b>	36" x 30" Wire Louvered Panel	1	19 lbs	\$155.57
<b>WLP-3048C</b>	48" x 30" Wire Louvered Panel	1	26 lbs	\$197.01



Each kit includes:


- 15 - #12, 2" length wood screws
- 15 - plastic wall anchors
- 15 - 3/8" steel wall spacers

## Q-Peg Wall Systems

Q-Peg Wall System starts with a heavy-duty Q-Peg Board which is durable, weather resistant and washable. This 1/4" thick, polypropylene board offers 3 times the holding power of traditional peg boards.

Available in: ☐ White

MODEL NO.	DESCRIPTION	CTN QTY	CTN WGT	PRICE EACH
Q-Peg Wall Mount Board				
<b>PB-24X48-2</b>	24" x 48" x 1/4" Polypropylene	2	21 lbs	\$424.49
<b>PB-24X48-4</b>	24" x 48" x 1/4" Polypropylene	4	39 lbs	\$813.06
<b>PB-SPACER-KT</b>	Spacer Kit	15	1 lb	\$18.04



**PB-24X48-2**  
**Q-Peg Wall System**  
Shown with bin kit and accessories.  
(Sold separately)



**QMD-36H**  
**Mobile Double Sided Louvered Rack**  
Mobile unit accepts all sizes of Ultra Bins (up to 240 bins). Comes complete with four 5" hard rubber, heavy-duty casters, 2 swivel and 2 rigid. 1,200 lb. capacity. Easy to pull handle included. Shown with **Slanted Shelf, Flat Shelf, Wire Mesh Bins and Plastic Bins** (Sold separately)

**QSS-3666H**  
**Single Sided Louvered Rack**  
Single sided unit accepts all sizes of Ultra Bins (up to 120 bins) 800 lb. capacity. Shown with **QUS240** and **QUS250** bins. (Bins sold separately)



## Louvered Racks

MODEL NO.	DIMENSIONS L" x W" x H"	CTN QTY	CTN WGT	PRICE EACH
Single Sided Unit, 375 lb. Capacity				
<b>QSS-1866H</b>	18"L x 12-1/2"W x 66"H	1	40 lbs	\$336.63
Single Sided Unit, 800 lb. Capacity				
<b>QSS-3666H</b>	36"L x 12-1/2"W x 66"H	1	60 lbs	\$531.43
Double Sided Unit, 2,000 lb. Capacity				
<b>QDS-3666H</b>	36"L x 25"W x 66"H	1	106 lbs	\$774.57
Double Sided, Mobile Unit, 1,200 lb. Capacity				
<b>QMD-36H</b>	36"L x 25"W x 72"H	1	155 lbs	\$1,062.63



# ULTRA STACK AND HANG BINS

## 23 SIZES AND 9 COLORS AVAILABLE

### THE LARGEST SELECTION ANYWHERE



Ultra Stack and Hang Bins



## HEAVY-DUTY

### LIFETIME USE

Bin Dimensions Guide  
L (length) W (width)  
H (height) X (inside length)

Organize your inventory with these strong bins, manufactured of FDA approved materials. Front, back and side grips for easy handling. Built-in rear hanger allows bins to hang from louvered panels or rails. Optional clear injection molded crystal styrene window front increases bin capacity and provides quick view of bin contents. Dividers maximize flexibility and keep contents organized. Wide stacking ledge and anti-slide lock keep stacked bins steady and prevent forward shifting. Water, rust, and corrosion proof. Easily cleaned with soap and water and impervious to most chemicals. Large molded front label slots for ID labels. Autoclavable up to 250°F and resistant to extreme cold. Guaranteed not to break or crack under normal load conditions.

Available in: Blue Green Ivory Red Yellow Black Clear\*\*\* QUS210, QUS220, QUS224, QUS230, QUS234, QUS240, QUS250, QUS265, QUS270 also available in: Stone QUS210, QUS230, QUS240, QUS250 also available in: Pink

MODEL NO.	OUTSIDE DIMENSIONS L" x W" x H"	INSIDE DIMENSIONS L" x W" x H"	X"	CTN QTY	CTN WGT	BIN LOAD CAPACITY*	PRICE EACH	CLEAR WINDOW	CTN PRICE QTY EACH	DIVIDER & CROSS DIVIDER	CTN QTY	DIVIDER SLOTS	PRICE EACH	CLEAR LABEL HOLDER & INSERT EACH	PRICE EACH	CLEAR LID	CTN PRICE QTY EACH
QUS200	5" x 4-1/8" x 3"	4-3/8" x 3-7/16" x 2-13/16"	3-1/2"	24	5 lbs	8 lbs	\$2.14	-	-	DUS200	6	1	\$10.43	LTR-1300	\$48.71	-	-
QUS210	5-3/8" x 4-1/8" x 3"	4-3/4" x 3-7/16" x 2-13/16"	4"	24	6 lbs	10 lbs	\$2.40	-	-	DUS210	6	1	\$10.97	LTR-1300	\$48.71	COV210	24 \$2.37
QUS220	7-3/8" x 4-1/8" x 3"	6-3/4" x 3-7/16" x 2-13/16"	6"	24	8 lbs	10 lbs	\$4.11	-	-	DUS220	6	1	\$11.97	LTR-1300	\$48.71	COV220	24 \$3.20
QUS221	9-1/4" x 6" x 5"	8-1/2" x 5-1/8" x 4-1/2"	7-1/4"	12	6 lbs	20 lbs	\$5.66	WUS221	12 \$28.71	DUS221	6	1	\$17.89	LTR-1754	\$52.90	-	-
QUS224	10-7/8" x 4-1/8" x 4"	10-1/4" x 3-3/16" x 3-3/4"	9"	12	8 lbs	30 lbs	\$6.20	WUS224	12 \$29.26	DUS224	6	1	\$19.29	LTR-1253	\$41.88	COV224	12 \$4.03
QUS230	10-7/8" x 5-1/2" x 5"	10-1/4" x 4-3/8" x 4-3/4"	9"	12	10 lbs	30 lbs	\$10.31	WUS230/234	12 \$29.86	DUS230/235	6	1	\$19.03	LTR-1754	\$52.90	COV230	12 \$6.11
QUS232	5-3/8" x 11" x 3"	4-3/4" x 10-1/8" x 2-13/16"	4"	8	5 lbs	-	\$5.35	-	-	DUS210	6	3	\$10.97	LTR-1300	\$48.71	COV232	8 \$4.78
QUS234	14-3/4" x 5-1/2" x 5"	14-1/16" x 4-3/8" x 4-3/4"	12-13/16"	12	14 lbs	50 lbs	\$12.06	WUS230/234	12 \$29.86	DUS234	6	1	\$24.06	LTR-1754	\$52.90	-	-
QUS235	10-7/8" x 11" x 5"	10-1/4" x 10" x 4-3/4"	9"	6	10 lbs	50 lbs	\$15.91	WUS235	6 \$21.40	DUS230/235	6	3	\$19.03	LTR-1754	\$52.90	COV235	6 \$7.31
QUS236	7-3/8" x 11" x 3"	6-3/4" x 10-1/8" x 2-13/16"	6"	8	9 lbs	-	\$8.69	-	-	DUS220	6	3	\$11.97	LTR-1300	\$48.71	COV236	8 \$5.31
QUS238	18" x 5-1/2" x 5"	17-1/8" x 4-3/8" x 4-3/4"	15-7/8"	12	16 lbs	-	\$13.67	WUS230/234	12 \$29.86	DUS238 CRDUS238	6 6	1 3	\$26.33 \$10.08	LTR-1754	\$52.90	COV238	12 \$6.53
QUS239	10-3/4" x 8-1/4" x 7"	10" x 6-9/16" x 6-3/4"	8"	6	10 lbs	50 lbs	\$17.14	WUS239/240	6 \$19.57	DUS239	6	1	\$28.03	LTR-1754	\$52.90	COV239	6 \$6.89
QUS240	14-3/4" x 8-1/4" x 7"	14" x 6-9/16" x 6-3/4"	12"	12	24 lbs	60 lbs	\$20.31	WUS239/240	6 \$19.57	DUS240/250	6	1	\$28.14	LTR-1754	\$52.90	COV240	12 \$8.20
QUS241	13-5/8" x 8-1/4" x 6"	12-1/2" x 6-3/4" x 5-3/8"	11-1/8"	12	22 lbs	60 lbs	\$20.11	WUS241	12 \$38.57	DUS241	6	1	\$27.89	LTR-1754	\$52.90	-	-
QUS242	13-5/8" x 8-1/4" x 8"	12-1/2" x 6-3/4" x 7-3/8"	11-1/8"	12	25 lbs	60 lbs	\$21.86	WUS242	12 \$45.09	DUS242	6	1	\$32.40	LTR-1754	\$52.90	-	-
QUS245	10-7/8" x 16-1/2" x 5"	9-3/4" x 15" x 4-3/4"	9"	6	13 lbs	60 lbs	\$23.77	WUS245	6 \$42.51	DUS245	6	3	\$19.97	-	-	-	-
QUS248	18" x 8-1/4" x 7"	17" x 6-1/2" x 61/2"	15-1/4"	6	19 lbs	-	\$22.20	WUS239/240	6 \$19.57	DUS248 CRDUS248	6 6	1 3	\$35.14 \$16.16	LTR-1754	\$52.90	COV248	6 \$8.45
QUS250	14-3/4" x 16-1/2" x 7"	14" x 14-3/4" x 6-3/4"	12"	6	21 lbs	75 lbs	\$28.54	WUS250	6 \$43.23	DUS240/250	6	3	\$28.14	LTR-1754	\$52.90	-	-
QUS255	16" x 11" x 8"	15-1/8" x 10" x 7-3/4"	11-5/8"	4	14 lbs	75 lbs	\$30.86	WUS255	4 \$23.94	DUS255	6	3	\$56.06	LTR-1754	\$52.90	-	-
QUS260	18" x 11" x 10"	17" x 9-1/2" x 9-3/4"	14-3/16"	4	17 lbs	75 lbs	\$46.94	WUS260	4 \$24.40	DUS260	6	3	\$28.71	LTR-1754	\$52.90	-	-
QUS265	18" x 8-1/4" x 9"	17-1/8" x 6-3/4" x 8-1/4"	14-1/2"	6	17 lbs	60 lbs	\$34.00	WUS265	6 \$34.09	DUS265	6	1	\$50.69	LTR-1754	\$52.90	-	-
QUS270	18" x 16-1/2" x 11"	17-1/8" x 14-3/4" x 10-1/4"	14"	3	16 lbs	75 lbs	\$51.46	WUS270	3 \$25.77	DUS270 CRDUS270	6	3	\$56.06	LTR-2400	\$52.90	-	-
QUS275MOB	18" x 16-1/2" x 11"***	17-1/8" x 14-3/4" x 10-1/4"	14"	3	25 lbs	-	\$96.46	WUS270	3 \$25.77	DUS270 CRDUS270	6	3	\$56.06	LTR-2400	\$52.90	-	-

\* When attached to panels or rails. \*\* With casters, overall height is 14". Individual labels are available for all Ultra Bins. For label Model No., substitute "L" for "Q" in bin Model No. (Ex: Label for QUS230 is LUS230) Ctn Qty: 50 Individual Labels. \*\*\* For clear bins, add 15% to existing list price.



## 13 SIZES AND 8 COLORS AVAILABLE



Pink color in  
select sizes

## LOW COST, LONG LASTING, UNBREAKABLE, REUSABLE 4" HIGH BINS



**LTR-0813** \$41.14  
**Clear Label Holder & Insert**  
 Clear label holders and laser  
 label inserts. Package of 25.  
 Label holders fit all bins  
 (except **QSB100**).

## Divider Label Tab

Divider Label Tabs attach to existing dividers to improve the visibility of bin labels and scanning of barcodes. Package of 6.



DLT-6 \$5.23



Extended Label Holders  
*simplify identification*



Optional extended label holders are designed for larger bar code scanning. Label holders fit all Shelf Bins (except **QSB100**).

MODEL NO.	DESCRIPTION	DIMENSIONS W" x H"	CTN QTY	PRICE EACH
ELH410	10° Angle	4" x 2-1/4"	24	\$60.11
ELH445	45° Angle	4" x 2-1/4"	24	\$60.11

## Economy 4" Shelf Bins



Quantum's tough, durable, high density Economy Shelf Bins are the industry standard for quality. These durable polypropylene bins feature a molded-in label holder, built-in rear hanglock which allows bins to tilt out for complete access when on shelving. A wide hopper front allows complete access to the contents of the bin. Edges are reinforced for added strength. They are designed for 12", 18" and 24" deep shelf units, racks or standard shelving. Bins are impervious to most chemicals.

**Available in:**  Blue  Green  Ivory  Red  Yellow  Black  Clear\*

QSB101, QSB102, QSB103, QSB104 also available in:  Pink

MODEL NO.	OUTSIDE DIMENSIONS L" x W" x H"	INSIDE DIMENSIONS L" x W" x H"	CTN QTY	CTN WGT	PRICE EACH	CTN DIVIDER	PRICE EACH	NO. OF BIN CUPS PER BIN QBC111 QBC112
<b>QSB100</b>	11-5/8" x 2-3/4" x 4"	10-1/4" x 1-5/8" x 4"	36	13 lbs	\$3.03	-	-	3 0
<b>QSB101</b>	11-5/8" x 4-1/8" x 4"	10-1/4" x 3" x 4"	36	17 lbs	\$3.34	<b>DSB101</b>	50 \$40.97	6 2
<b>QSB102</b>	11-5/8" x 6-5/8" x 4"	10-1/4" x 5-1/2" x 4"	30	18 lbs	\$5.17	<b>DSB102</b>	50 \$44.49	9 4
<b>QSB107</b>	11-5/8" x 8-3/8" x 4"	10-1/4" x 7-1/8" x 4"	20	15 lbs	\$5.60	<b>DSB107</b>	50 \$103.49	12 4
<b>QSB109</b>	11-5/8" x 11-1/8" x 4"	10-1/4" x 10" x 4"	8	7 lbs	\$8.40	<b>DSB109</b>	50 \$120.80	18 6
<b>QSB103</b>	17-7/8" x 4-1/8" x 4"	16-1/2" x 3" x 4"	20	13 lbs	\$4.66	<b>DSB103</b>	50 \$40.97	9 3
<b>QSB104</b>	17-7/8" x 6-5/8" x 4"	16-1/2" x 5-1/2" x 4"	20	16 lbs	\$6.37	<b>DSB104</b>	50 \$44.49	15 6
<b>QSB108</b>	17-7/8" x 8-3/8" x 4"	16-1/2" x 7-1/8" x 4"	10	11 lbs	\$8.77	<b>DSB108</b>	50 \$103.49	19 6
<b>QSB110</b>	17-7/8" x 11-1/8" x 4"	16-1/2" x 10" x 4"	8	11 lbs	\$13.89	<b>DSB110</b>	50 \$120.80	29 8
<b>QSB105</b>	23-5/8" x 4-1/8" x 4"	22-1/8" x 3" x 4"	16	13 lbs	\$9.14	<b>DSB105</b>	50 \$40.97	13 4
<b>QSB106</b>	23-5/8" x 6-5/8" x 4"	22-1/8" x 5-1/2" x 4"	8	9 lbs	\$12.74	<b>DSB106</b>	50 \$44.49	21 8
<b>QSB114</b>	23-5/8" x 8-3/8" x 4"	22-1/8" x 7-1/8" x 4"	6	9 lbs	\$15.49	<b>DSB114</b>	50 \$103.49	24 8
<b>QSB116</b>	23-5/8" x 11-1/8" x 4"	22-1/8" x 10" x 4"	6	10 lbs	\$19.00	<b>DSB116</b>	50 \$120.80	35 16

\* For clear bins, add 15% to existing list price.



## Dividers and Bin Cups



Optional dividers fit snugly, horizontally across bins and are uniquely designed to allow for easy part labeling via individual label slots. All bins can accommodate up to 7 dividers.

Bin cups have a raised, slotted label holder for easy parts identification. The entire bin cup may be removed for easy part retrieval. Available in 2 sizes and 2 colors.

Available in:  Blue  Yellow

MODEL NO.	OUTSIDE DIMENSIONS L" x W" x H"	CTN QTY	CTN WGT	PRICE EACH
<b>QBC111</b>	3-1/4" x 1-3/4" x 3"	48	4 lbs	\$0.91
<b>QBC112</b>	5-1/8" x 2-3/4" x 3"	48	7 lbs	\$1.69



# TUBS & TUB RACKS



## Cross Stack Tubs



## 5 SIZES AND 5 COLORS AVAILABLE

Manufactured from approved USDA/FDA materials, tote nests when empty or can be turned 90° to cross stack. Easy access to items when stacked. Injection molded from durable, high impact polypropylene. Easy to clean. Built in handle grips and bottom grooves makes handling easy. Holds up to 100 lb. 1/4" drill hole pattern on bottom of bin allows for easy hole insertion for optional air flow and drainage.

Available in: ☒ Blue ☒ Gray ☐ White \*Also available in: ☒ Red ☒ Yellow

MODEL NO.	DIMENSIONS		CAP GAL	CTN QTY	CTN WGT	PRICE EACH	LID	CTN QTY	PRICE EACH
	OUTSIDE L" x W" x H"	INSIDE BOTTOM A" x B"							
TUB1711-8	17-1/4" x 11" x 8"	13" x 7-1/2"	3.85	6	14 lbs	\$19.22	LID1711	6	\$13.80
TUB1711-12	17-1/4" x 11" x 12"	12-5/8" x 7"	5.51	6	17 lbs	\$28.89	LID1711	6	\$13.80
TUB2417-8	23-3/4" x 17-1/4" x 8"	19-5/8" x 13-3/4"	9.81	6	25 lbs	\$39.80	LID2417	6	\$22.49
TUB2417-12	23-3/4" x 17-1/4" x 12"	18-7/8" x 13-1/4"	14.38	6	30 lbs	\$45.86	LID2417	6	\$22.49
TUB2516-8*	25-1/8" x 16" x 8-1/2"	20-1/2" x 13-3/8"	9.75	6	20 lbs	\$33.60	LID2516-8*	6	\$22.06
SNH010	Six Clear Label Holders - 3" x 5"			6	1 lb	\$26.49	-	-	-

TUB2516-8\*  
Nesting and Cross Stack

LID2516-8\*  
Optional lid keeps stored items dust free. Tubs can still stack or cross stack with lids in place.

## Tub Racks - Complete Packages

All-welded aluminum Tub Rack transports and stores all types of product. Cart comes with four swivel 5" x 1" Polyolefin casters, 500 lb. load capacity. Runners allow bins to slide in and out from both sides. Rack comes complete with tubs.

Tubs available in: ☒ Blue ☒ Gray ☐ White ☒ Red ☒ Yellow

MODEL NO.	DIMENSIONS L" x W" x H"	NO. OF BINS	SHIP WGT	PRICE EACH
Tub Rack with Cross Stack Tubs Tub Dimensions 25-1/8"L x 16"W x 8-1/2"H				
TR1-2516-8	27" x 19" x 19"	1	13 lbs	\$507.53
TR2-2516-8	27" x 19" x 31"	2	25 lbs	\$683.16
TR3-2516-8	27" x 19" x 41"	3	33 lbs	\$1,026.59
TR4-2516-8	27" x 19" x 51"	4	46 lbs	\$1,159.05
TR5-2516-8	27" x 19" x 61"	5	54 lbs	\$1,206.51
TR6-2516-8	27" x 19" x 71"	6	58 lbs	\$1,225.29

## COMPLETE PACKAGES WITH BINS



TR3-2516-8  
Comes with 3 TUB2516-8



TR4-2516-8  
Comes with 4 TUB2516-8



TR5-2516-8  
Comes with 5 TUB2516-8



TR6-2516-8  
Comes with 6 TUB2516-8





## Latch Containers



Quantum's new Latch Containers feature heavy-duty latches on each end that snap lock providing a tight and secure fit. Perfect for clothing, craft supplies, or office products. These durable and ultra-strong containers can hold up to 50 lbs. Injection molded from durable, high impact polypropylene. Lids feature reinforced ribs that allow totes to safely and securely stack on top of each other.

Available in: ■ Black ■ Clear

MODEL NO.	OUTSIDE DIMS L" x W" x H"	INSIDE TOP DIMS L" x W" x H"	INSIDE BOTTOM DIMS L" x W" x H"	CAP GAL	CTN QTY	CTN WGT	PRICE EACH	LID	CTN PRICE QTY EACH
LC191507	21" x 15-7/8" x 7-3/4"	18-3/8" x 14-5/8" x 7-1/4"	15-7/8" x 12-7/8"	7.03	6	12 lbs	\$18.24	LID1915	6 \$17.63
LC191507CL	21" x 15-7/8" x 7-3/4"	18-3/8" x 14-5/8" x 7-1/4"	15-7/8" x 12-7/8"	7.03	6	12 lbs	\$21.76	LID1915CL	6 \$19.96



LC191507CL and LID1915CL

## Clear Tip Out Bins



## THE ORIGINAL & INDUSTRY STANDARD

Space saving bin units keep small and medium sized parts organized, sorted and easy to find. These clear, break resistant injection molded plastic containers tip open smoothly to a 45° angle and are completely removable for easy access and refilling. Molded handle with slots for labels provided. Bins are easily cleaned with soap and water. Polystyrene cabinet can be stacked or wall mounted. Exterior available in 3 colors. Cups are clear. Optional dividers, locking rod and louvered panel bracket also available.

Available in: ■ Ivory ■ Gray ■ White

MODEL NO.	OUTSIDE DIMENSIONS L" x W" x H"	BIN DIMENSIONS L" x W" x H"	CTN QTY	CTN WGT	PRICE EACH
QTB301	11-3/4" x 11-13/16" x 13-7/8"	8-7/8" x 11-1/16" x 13-5/8"	1	7 lbs	\$142.89
QTB302	11-3/4" x 23-5/8" x 13-7/8"	8-7/8" x 11-1/16" x 13-5/8"	1	14 lbs	\$216.14
QTB303	7-3/4" x 23-5/8" x 9-1/2"	5-7/8" x 7-3/8" x 8-5/8"	1	9 lbs	\$104.66
QTB304	6-5/8" x 23-5/8" x 8-1/8"	5" x 5-5/8" x 7-1/2"	1	7 lbs	\$95.11
QTB305	5-1/4" x 23-5/8" x 6-1/2"	3-3/4" x 4-1/4" x 5-3/4"	1	5 lbs	\$64.34
QTB306	3-5/8" x 23-5/8" x 4-1/2"	2-5/8" x 3-1/2" x 3-3/4"	1	2 lbs	\$40.71
QTB309	2-1/2" x 23-5/8" x 3-1/8"	1-3/4" x 2-3/16" x 2-1/2"	1	2 lbs	\$34.34
DIV303	3 Dividers for QTB303		3	2 lbs	\$21.49
DIV304	4 Dividers for QTB304		4	1 lb	\$17.80
QLR500	Locking Rod for 23-5/8"W Tip Out Bins		1	1 lb	\$14.89
QTB-LP-BKT	Louvered Panel Bracket pair for Tip Out Bins (Sold as a pair)		2	1 lb	\$8.37



QTB309

QTB306

QTB305

QTB304

QTB303



QTB304

## QuanTub Nesting Tote



Manufactured of approved USDA/FDA materials, this tote is ideal in food service and storage and general product handling. Strong and durable tote is injection molded from high-density polypropylene. Each tote can hold up to 100 lb. Lightweight and economical tote is easy to clean. Rolled top rim for comfortable grip. Rounded corners add strength to stress points. Totes nest when empty and prevent jamming with rib top. 1/4" drill hole pattern on bottom of bin allows for easy hole insertion for optional air flow and drainage.

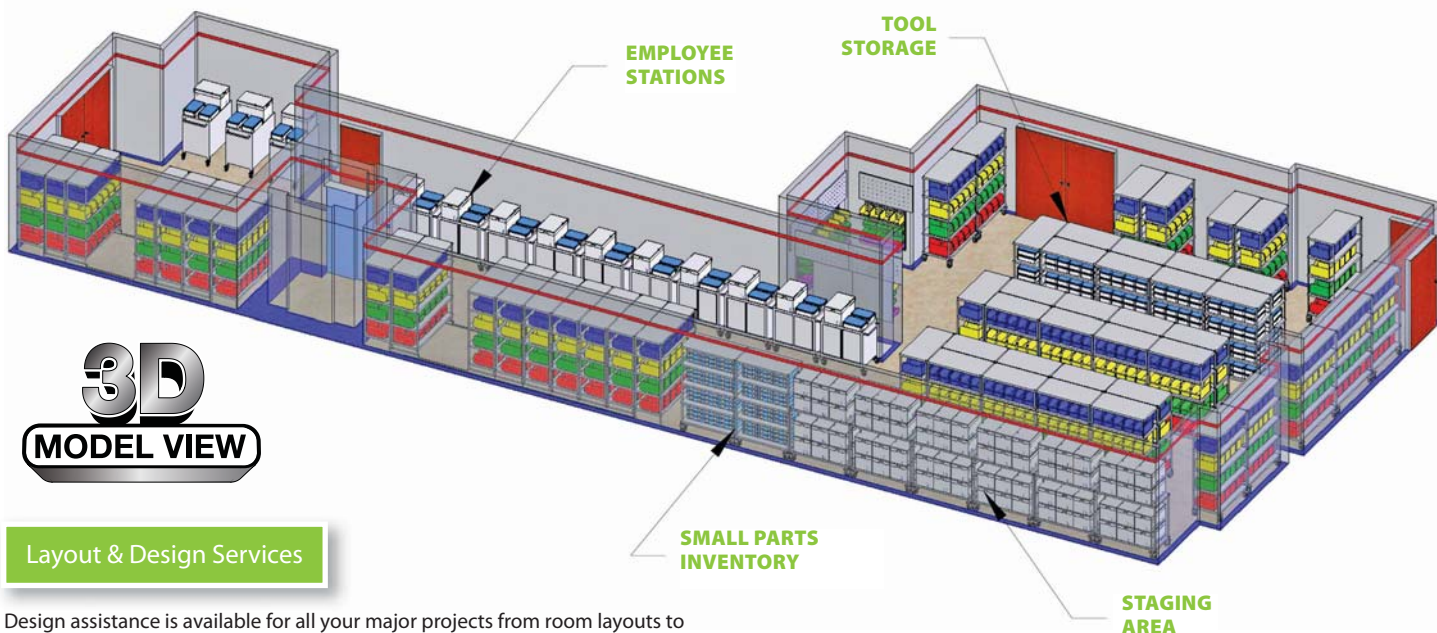
Available in: ■ Blue ■ Gray

MODEL NO.	DIMENSIONS OUTSIDE L" x W" x H"	INSIDE BOTTOM A" x B"	CAP GAL	CTN QTY	CTN WGT	PRICE EACH
TUB2419-9	24-1/2" x 19" x 9-1/2"	20-1/4" x 15-1/4"	14.6	6	33 lbs	\$60.52



TUB2419-9 Nesting





## 3D MODEL VIEW

### Layout & Design Services

Design assistance is available for all your major projects from room layouts to shelving or cart design. We'll create and develop an integrated system around your requirements. Layouts can be created to accommodate your space with the appropriate product mix consisting of:


- Wire Shelving
- Stationary Shelving
- Bins
- Wall Systems
- Baskets
- Containers
- Hi-Density Mobile Track Systems

### TO ACHIEVE THE BEST RESULTS, PLEASE PROVIDE THE FOLLOWING INFORMATION:

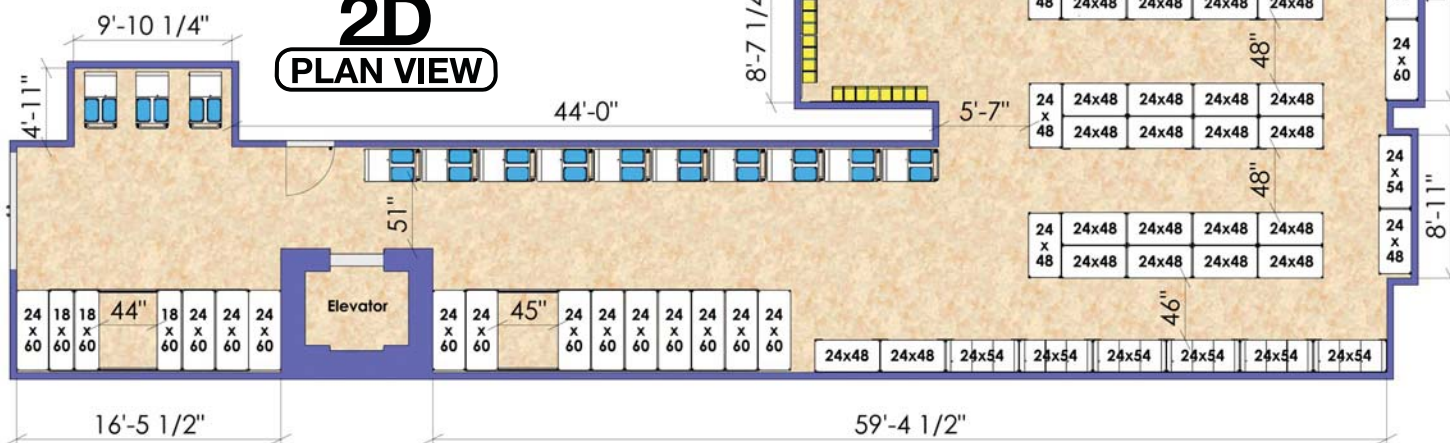
- Room dimensions with door locations and door clearances, column locations (L x W) and ceiling height
- For shelving units, provide the number of shelf tiers, post height and indicate stationary or mobile
- If bins are required, indicate the appropriate size and whether they are to be used on shelving or wall mounted louvered panels

Quantum Food Services offers the most complete package of storage products to satisfy all your requirements. Let us review your next project to maximize your storage space.

- Industry Exclusive 3D Modeling
- Blueprint & AutoCAD Compatible
- Space Utilization & Maximization
- Plan-o-grams



## 2D PLAN VIEW



### DESIGN ASSISTANCE AVAILABLE





**\*Prices shown are list prices in US dollars. Prices subject to change without notice. Visit us online to view our complete product offering.**

**TERMS:**

Net 30 days upon credit approval. *(Additional cash discounts are not permitted.)*  
Prices are F.O.B. Shipping Point.

**MINIMUM ORDER:**

One carton of any bin item. **NO MINIMUM ORDER ON WIRE SHELVING.**

**METHODS OF SHIPMENT:**

Where no special instructions are specified, Quantum Storage Systems will exercise its best judgement in as far as the type of carrier and routing, shipping prepaid and add, but will accept no liability for shipping charges incurred. Freight and delivery estimates are available upon request but are not guaranteed.

**PRODUCT RETURNS:**

Product must be returned in original unused cartons and made within 30 days from date of shipment. All returns must have prior written authorization issued by Quantum Storage Systems. Returned goods are subject to a 25% restock charge. All freight on returned goods must be prepaid by the shipper unless prior written arrangements have been made by Quantum Storage Systems. Only full cartons can be returned for credit. Items made for special orders (*special color, mobile bins, hot stamping, etc.*) are not returnable for credit.

**DAMAGED GOODS:**

Instruct your drayman not to accept goods from the Transportation Company unless the goods are in perfect condition and the number of pieces according to the delivery receipt has been verified. If any damage is discovered, make the proper notations on the receipt before signing it. All claims may be rejected if notice not given within 5 days per I.C.C. Rule.

**CONCEALED DAMAGE:**

Should the damage not be discovered until after the goods are unpacked, it should be reported at once to the respective carrier agent who will make an inspection and will grant a "concealed damage" notation. This report must be made to the Agent of delivering carrier immediately upon delivery. UNLESS this is done, all goods replaced or repaired on account of damage must be at your expense. We cannot be held responsible for the carelessness or negligence of the Transportation Company and its employees as the goods leave our place of business and are signed for by the Transportation Company "in perfect condition".

**ORDER CANCELLATION:**

Will not be accepted without the written authorization from Quantum Storage Systems, FL offices. Cancellation of orders already scheduled or in process may be accepted, subject to charge for expenses incurred as a result of the cancellation.

**SALES TAXES:**

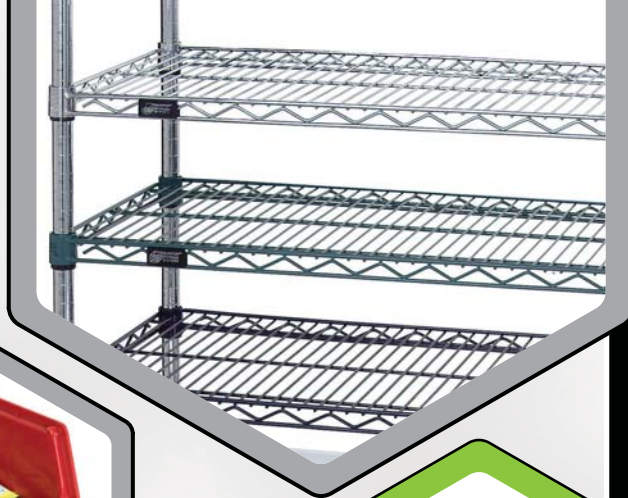
Local, state, and federal sales tax, if applicable, are not shown in this price list and are additional when product is resold by authorized distributors to users subject to such taxes.

**LIMITED WARRANTY:**

Quantum Storage Systems, 15800 NW 15th Avenue, Miami, FL 33169, warrants that the product contained herein will be free from defects in material or workmanship for a period of one year from the date of purchase. If the product fails to function because of defects in material or workmanship within that period of time, and is used to fulfill the purpose for which it is designed, consistent with normal usage, Quantum Storage Systems, at its option, will repair or replace the unit, provided it is returned to Quantum Storage Systems with proof of purchase, postage prepaid.

**REASONABLE VARIATIONS**, in the precise electrostatic properties of the compounds described may be materially affected by the molding techniques applied and by the size and shape of the item molded. No assurance can be implied that all molded articles will have the same properties as those listed. It is the user's responsibility to determine that all Quantum Storage System's Conductive bins, containers and metal products meet all specifications required before intended use and assumes all risks related to such determination and usage.





Address 15800 NW 15th Avenue, Miami, FL 33169  
 Phone (888) 993-3370  
 Fax (954) 369-2512  
 E-mails [info@quantumfoodservice.com](mailto:info@quantumfoodservice.com)  
[sales@quantumfoodservice.com](mailto:sales@quantumfoodservice.com)  
[quotes@quantumfoodservice.com](mailto:quotes@quantumfoodservice.com)  
[orders@quantumfoodservice.com](mailto:orders@quantumfoodservice.com)  
 Website [www.quantumfoodservice.com](http://www.quantumfoodservice.com)